


A CRITICAL SURVEY OF THE BIGGEST 5 ECONOMIES



THE SURVEY REPORTIKA



Investigative Journalism Reportika

Contents

A Critical Survey of the Biggest 5 Economies	2
The Survey Reportika	2
Introduction	2
Introduction to Ij-Reportika's Survey Series	2
Survey Overview	2
Geographical Representation	3
Survey Methodology	3
Demographic Focus	3
Time Frame	3
Survey Objectives	3
Survey Questions	4
Comparison	4
Country Wise Reports	5
Country 1: The United States	5
Country 2: China	16
Country 3: Japan	26
Country 4: Germany	34
Country 5: India	43
A Comparative Study	51
Conclusion	54

A Critical Survey of the Biggest 5 Economies

The Survey Reportika

Introduction

In an ever-evolving world, understanding the pulse of the top economies becomes imperative for comprehending global dynamics. This survey aims to delve into the opinions of individuals residing in the five largest economies by the Gross Domestic Product (GDP) - **the United States (USA), China, Japan, Germany, and India** - to gauge their sentiments on crucial aspects of governance, democracy, and foreign policy.

Introduction to Ij-Reportika's Survey Series

As a new addition to **Investigative Journalism Reportika (Ij-Reportika)**, renowned for its acclaimed investigative reports, this survey marks the inception of "The Survey Reportika" series. Demonstrating our commitment to delivering Vigilant, Visionary, and Varied perspectives, these editions aim to explore public sentiments in the top five economies.

Building on the legacy of past successes in investigative journalism, we aspire to provide impactful insights that contribute significantly to ongoing global conversations. "**The Survey Reportika**" series embodies our dedication to shedding light on critical issues, fostering a deeper understanding of public sentiments, and catalyzing positive changes on a global scale. Stay tuned for thought-provoking analyses and comprehensive reports that will shape discussions in the days to come.

Survey Overview

Conducted from November 20, 2023, to January 20, 2024, this extensive survey aims to explore the sentiments of 2.4 million participants across the top 5 economies. Utilizing a hybrid approach that blends offline and online methods, the survey ensures diverse representation across genders, religions, and ethnicities. This study is designed to provide a holistic understanding of global perspectives, contributing valuable insights to ongoing conversations on a range of critical issues.

Geographical Representation

The survey employs a meticulously curated geographical representation strategy, featuring prominent cities and the nearby regions within each country, thereby ensuring a profound understanding of diverse regional perspectives. The substantial sample sizes garnered from key metropolitan areas in the United States, China, Japan, Germany, and India bolster the credibility and depth of the survey results. This meticulous approach facilitates nuanced analyses and cross-country comparisons, delivering a comprehensive and authoritative portrayal of public sentiments across these pivotal economies. Following are the geographical areas from which the survey was conducted:

1. **The United States:** New York, Los Angeles, Chicago, Houston
2. **China:** Beijing, Shanghai, Guangzhou, Shenzhen
3. **Japan:** Tokyo, Yokohama, Osaka, Nagoya
4. **Germany:** Berlin, Hamburg, Munich, Cologne
5. **India:** Delhi, Mumbai, Kolkata, Chennai

Survey Methodology

The survey utilized a hybrid methodology, combining online forms hosted on the official Ij-Reportika website and on-the-ground connections facilitated by our reporters. This approach aimed to ensure a thorough and inclusive data collection process, capturing diverse perspectives and experiences.

Demographic Focus

The study primarily targeted individuals within the 20-45 age group, recognizing this demographic as key contributors to societal perspectives. Inclusivity was prioritized by encompassing all genders, diverse religious backgrounds, and ethnicities.

Time Frame

The survey spanned a two-month period from November 20, 2023, to January 20, 2024, allowing for a comprehensive exploration of sentiments.

Survey Objectives

- Assessing sentiments towards democracy, government transparency, economic and social challenges, foreign policy, and global representation.
- Understanding regional variations in perspectives within each country.
- Analyzing the impact of geopolitical events on public sentiment.
- Identifying areas of satisfaction and dissatisfaction to inform policy discussions.

Survey Questions

Democracy

1. How satisfied are you with the state of democracy in your country?
2. Do you believe that your government is transparent and accountable to its citizens?

Governance

3. How satisfied are you with the overall performance of your government in addressing economic challenges?
4. How satisfied are you with the overall performance of your government in addressing social challenges?

Foreign Policy

5. How satisfied are you with your country's foreign policy decisions?
6. Do you believe that your government effectively represents your country's interests on the global stage?

Dealing with Smaller States

7. Do you think your government is handling diplomatic issues with smaller (economically) and lowest income states appropriately?

Comparison

The survey results will be analysed and presented as a comparative study among the **United States, China, Japan, Germany, and India**. While recognizing that individual choices reflect the unique **socio-political** contexts of each country, the comparisons will serve as a general indication of how these nations fare in terms of **democracy, governance, and foreign policy**.

By undertaking this **comprehensive survey**, we seek to contribute valuable perspectives to the ongoing discourse on global governance, fostering a deeper understanding of the diverse challenges and successes shaping the world's top economies.

Country Wise Reports

Country 1: The United States

Q1. How satisfied are you with the state of democracy in your country?

Results:

- Extremely Satisfied: 23,750 (4.75%)
- Satisfied: 39,120 (7.82%)
- Neutral: 29,450 (5.89%)
- Dissatisfied: 78,550 (15.71%)
- Extremely Dissatisfied: 329,130 (65.83%)

A significant portion of individuals in the United States express dissatisfaction with the state of democracy, with 15.71% marking their discontent as "Dissatisfied" and a staggering 65.83% as "Extremely Dissatisfied." The primary concern cited by respondents revolves around the **unsettling news of election rigging, casting a shadow on the democratic process.**

Additionally, there is a prevailing sentiment that global forces like Russia and China, fuelled by information spread on social media platforms like **Facebook and TikTok**, are undermining the **United States and its democratic values.**

The widespread use of **AI, deep fakes, morphed videos, and the proliferation of fake news** contribute to the **erosion of trust in the democratic system.** The sophisticated **manipulation of digital content** raises fears of **misinformation** and **foreign interference**, intensifying concerns about the authenticity and reliability of information, further deepening the unease among respondents. This underscores a broader concern about the **stability and fairness** of the democratic framework in the country.

Q2. Do you believe that your government is transparent and accountable to its citizens?

Results:

- Strongly Agree: 18,620 (3.72%)
- Agree: 34,890 (6.98%)
- Neither Agree nor Disagree: 49,250 (9.85%)
- Disagree: 106,430 (21.29%)
- Strongly Disagree: 290,810 (58.16%)

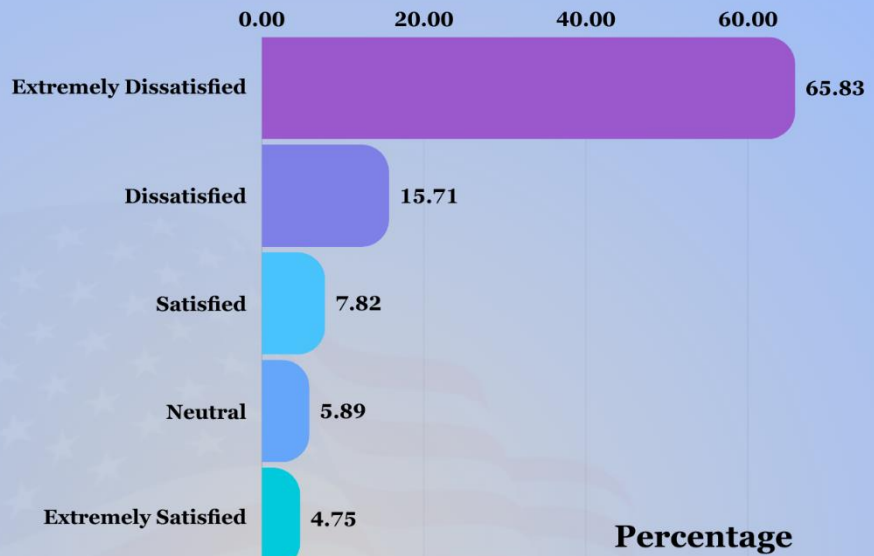
In the United States, a notable trend emerges as the survey reveals that only **10.7%** of respondents, encompassing both **strongly agree and agree categories**, express **satisfaction with the transparency and accountability of their government** to its citizens. In contrast, a **substantial 79.45% of respondents**, covering both disagree and strongly disagree categories, convey a significant lack of confidence in the government's transparency.

This stark division highlights a prevailing sentiment among the majority of participants that the government is perceived as **falling short in terms of openness and accountability**. The substantial disparity underscores a deep-seated concern among respondents about the need for **increased transparency and responsiveness** from the government to foster greater trust and confidence among the citizenry.

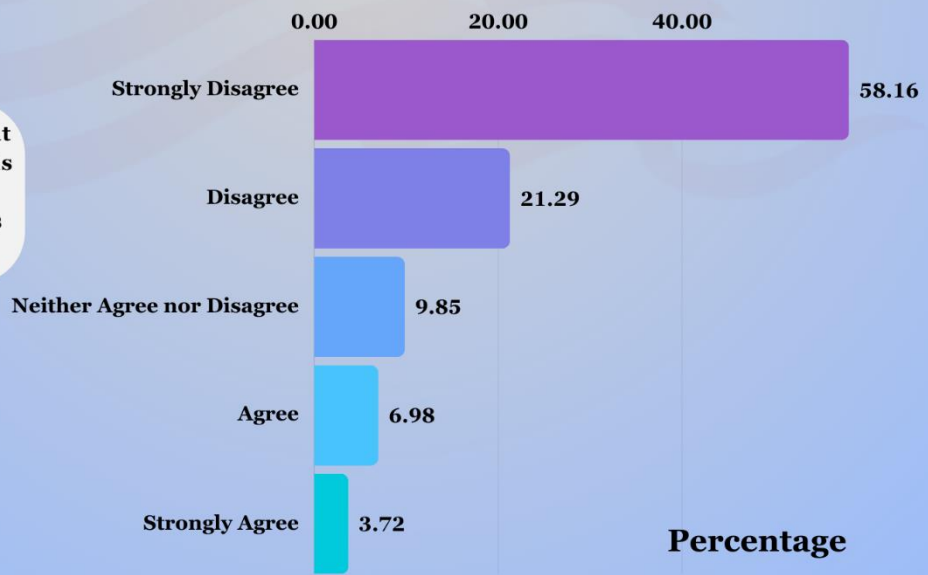
Democracy : The USA

The Survey Reportika

How satisfied are you with the state of democracy in your country?



Do you believe that your government is transparent and accountable to its citizens?



Q3. How satisfied are you with overall performance of your government in addressing economic challenges?

Results:

- Extremely Satisfied: 29,870 (5.97%)
- Satisfied: 50,450 (10.09%)
- Neutral: 46,320 (9.26%)
- Dissatisfied: 93,740 (18.75%)
- Extremely Dissatisfied: 279,620 (55.94%)

Despite a seemingly **upbeat quarter** marked by impressive economic indicators, including **low unemployment rates** and **substantial market gains**, the prevailing sentiment among the people of the United States, especially the **youth**, points to a **significant erosion of faith in the Biden administration's economic governance**.

The dissatisfaction of **74.69% in the Survey Reportika** suggests that factors such as **rising gas prices, lingering unemployment concerns, recession forecasts, and apprehensions about growing Chinese influence in U.S. markets** have collectively shaped this perception.

It's essential to recognize that public sentiment is nuanced and extends beyond the performance of a single quarter, especially in an **election year**. The disconnect between macroeconomic figures of this quarter and the everyday economic realities faced by citizens emphasizes the need for a more comprehensive and sustained approach to address concerns and rebuild trust in governance.

Q4. How satisfied are you with overall performance of your government in addressing social challenges?

- Extremely Satisfied: 46,870 (9.375%)
- Satisfied: 180,380 (36.076%)
- Neutral: 57,130 (11.426%)
- Dissatisfied: 118,750 (23.750%)
- Extremely Dissatisfied: 96,880 (19.374%)

The response to the question of satisfaction with the overall performance of the government in addressing **social challenges** in the United States appears to be a **mixed bag, with 45.451% expressing satisfaction and 43.124% registering dissatisfaction**. The diverse range of social issues has elicited varied opinions, showcasing the complexity of public sentiment.

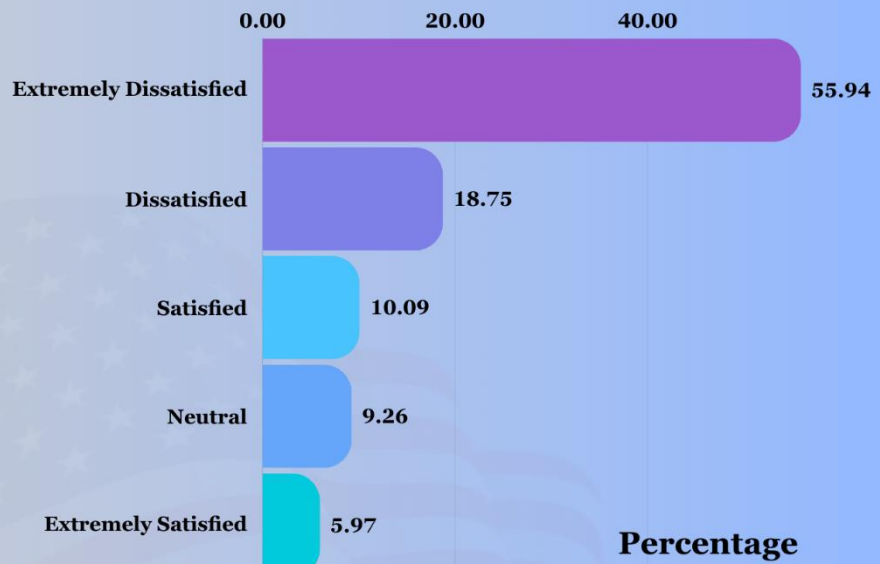
While some commend the government for measures aimed at promoting **racial equality**, there is a notable dissatisfaction with its handling of issues such as **hooliganism by illegal migrants and the rising crime and murder rates**. The spectrum of mixed responses extends to crucial matters like **reproductive rights, book banning in schools, LGBTQ+ rights, rising student debt, and wage inequality**, each evoking differing perspectives.

This nuanced feedback reflects the diverse range of societal concerns, emphasizing the multifaceted nature of social challenges that require a comprehensive and inclusive approach for effective governance.

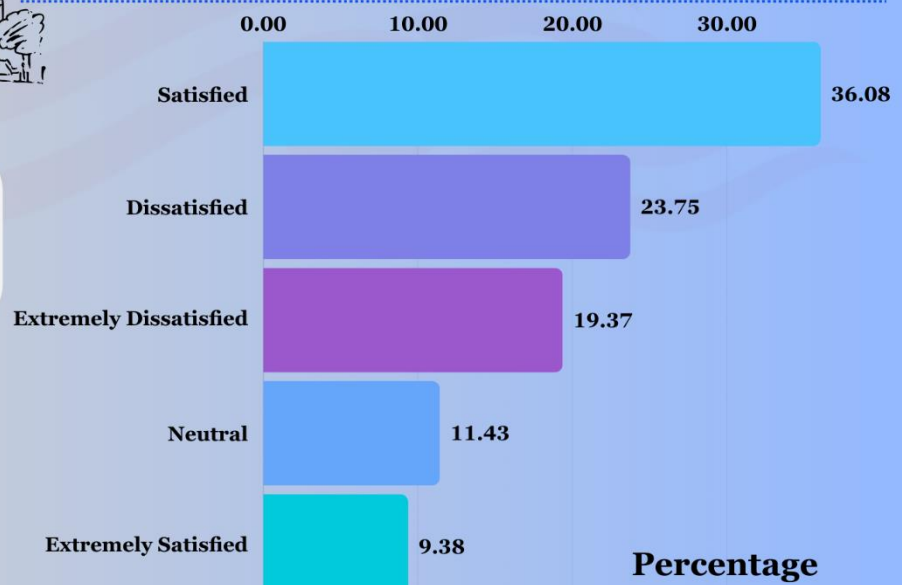
Governance: The USA

The Survey Reportika

How satisfied are you with overall performance of your government in addressing economic challenges



How satisfied are you with overall performance of your government in addressing social challenges



Q5. How satisfied are you in your country's foreign policy decisions?

- Extremely Satisfied: 19,740 (3.95%)
- Satisfied: 85,980 (17.20%)
- Neutral: 24,570 (4.91%)
- Dissatisfied: 228,010 (45.60%)
- Extremely Dissatisfied: 142,700 (28.54%)

The **dissatisfaction** among respondents, reflecting a sentiment of **74.14%**, underscores concerns about the **Biden administration's foreign policy decisions**, which have exhibited certain challenges and inconsistencies.

Afghanistan: The mishandled withdrawal from Afghanistan, leaving behind American citizens and allies with no clear evacuation plan, has raised questions about the administration's decisiveness in navigating complex geopolitical situations.

Ukraine: The decision to provide substantial financial aid without clear evidence of significant impact on the ground, particularly amid rising inflation and economic challenges domestically, has generated **skepticism**. People in the survey argued that the **Biden administration's approach has not effectively countered Russia's advances**, raising questions about the **strategic direction and diplomatic effectiveness** in a highly sensitive geopolitical situation.

China-Taiwan Issue: The administration's indecisive stance and actions regarding the delicate China-Taiwan issue was also noted to be a point of dissatisfaction by Ij-Reportika.

Israel-Palestine Conflict: The administration's mishandling of the Israeli-Palestinian conflict and the threat of the Hamas attack, has contributed to dissatisfaction among respondents.

Handling of Allies: Challenges in managing relationships with allies and perceived inconsistencies in supporting allies, have added to concerns about the effectiveness of the United States in fostering strong global partnerships.

Q6. Do you believe that your government effectively represents your country's interests on the global stage?

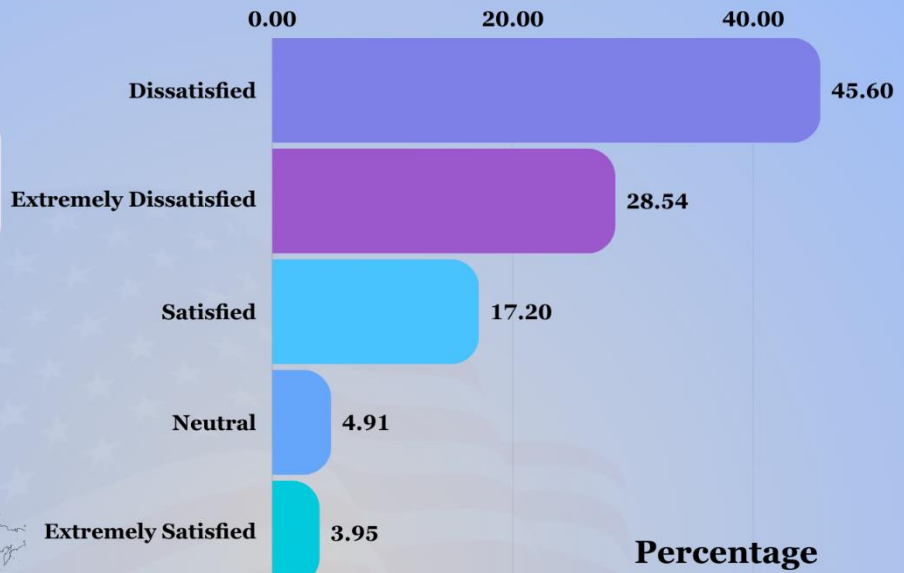
- Strongly Agree: 24,560 (4.91%)
- Agree: 41,480 (8.29%)
- Neither Agree nor Disagree: 36,980 (7.39%)
- Disagree: 99,050 (19.81%)
- Strongly Disagree: 297,930 (59.60%)

A **notable 79.41% disagreement** with the government's effectiveness in representing the country's interests on the global stage suggests a **widespread perception of reduced U.S. influence and increased Chinese influence in global geopolitics**. This sentiment stems from concerns about the nation's diminished ability to assert its interests effectively in international affairs, contributing significantly to the overall dissatisfaction reflected in the survey results.

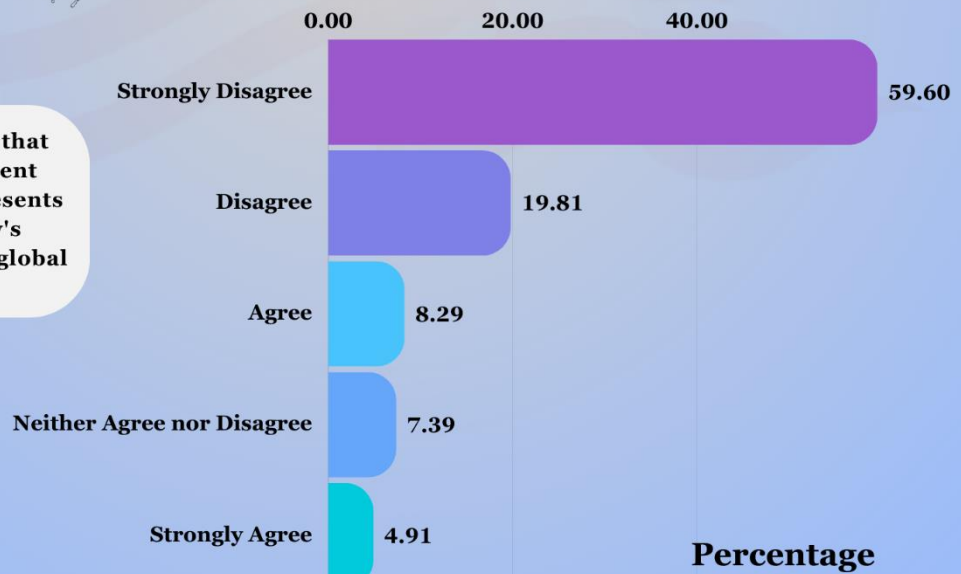
Foreign Policy : The USA

The Survey Reportika

How satisfied are you in your country's foreign policy decisions?



Do you believe that your government effectively represents your country's interests on the global stage?



Q7. Do you think your government is handling diplomatic issues with smaller (economically) and lowest income states, appropriately?

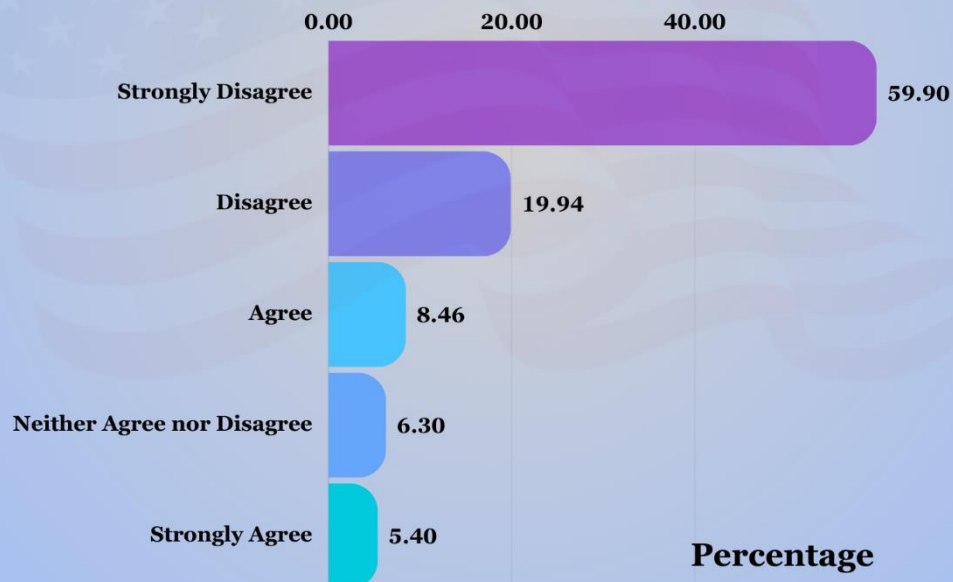
- Strongly Agree: 26,980 (5.40%)
- Agree: 42,310 (8.46%)
- Neither Agree nor Disagree: 31,480 (6.30%)
- Disagree: 99,690 (19.94%)
- Strongly Disagree: 299,540 (59.90%)

A substantial **79.84% disagreement** stems from respondents' perspectives in the survey, citing concerns about the government's handling of diplomatic issues with **smaller and lowest-income states**. Key factors include perceived mishandling of the **Mexico border situation**, insufficient **assistance to Afghanistan** during its crisis, and **scepticism from crucial regional allies like Japan, South Korea, and Taiwan**, casting doubt on the U.S.'s effectiveness in fulfilling its role.

Foreign Policy : The USA

The Survey Reportika

Do you think your government is handling diplomatic issues with smaller (economically) and lowest income states, appropriately



Investigative Journalism Reportika

Country 2: China

Q1. How satisfied are you with the state of democracy in your country?

- Extremely Satisfied: 6,520 (1.63%)
- Satisfied: 11,880 (2.97%)
- Neutral: 8,960 (2.24%)
- Dissatisfied: 25,460 (6.37%)
- Extremely Dissatisfied: 347,180 (86.80%)

In China, the survey reveals a extreme dissatisfaction in sentiments regarding the state of democracy. Only **4.6% of respondents, expressed satisfaction**. On the contrary, a significant **93.17%** of respondents, including both **overseas and those within China, expressed dissatisfaction**.

Notably, overseas Chinese were more open in expressing their **discontent**, particularly directed towards the ruling **Chinese Communist Party (CCP) and single party system**. Conversely, respondents within China, though reluctant, revealed their dissatisfaction. The challenging task of connecting with Chinese residents inside the country required the use of multiple online platforms and the efforts of on-the-ground reporters to facilitate this crucial survey outreach.

Q2. Do you believe that your government is transparent and accountable to its citizens?

- Strongly Agree: 5,346 (1.34%)
- Agree: 10,008 (2.50%)
- Neither Agree nor Disagree: 14,110 (3.53%)
- Disagree: 30,331 (7.58%)
- Strongly Disagree: 340,205 (85.05%)

The survey results in China paint a concerning picture regarding citizens' perception of government **transparency and accountability**. Key factors contributing to a substantial **92.63%** dissatisfaction include the **mysterious disappearance of prominent figures across politics, sports, and business**. The government's handling of the **COVID-19 pandemic, recurrent protests, and a noticeable rise in corruption cases**, particularly within the **police force**, were cited as prominent reasons for the overwhelming disagreement. These concerns, meticulously uncovered by Ij-Reportika through its groundbreaking reports in past, underscore the imperative role of investigative journalism in exposing and addressing critical societal issues.

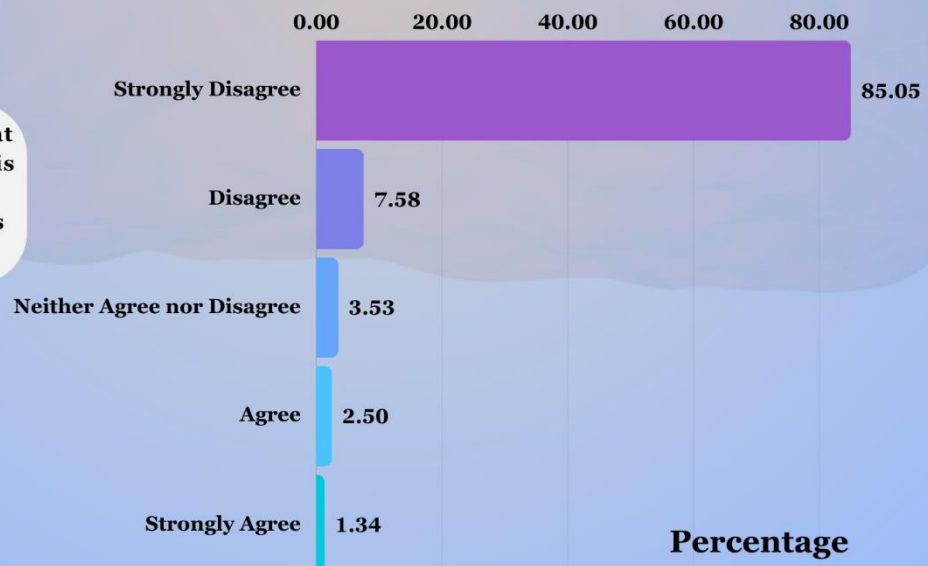
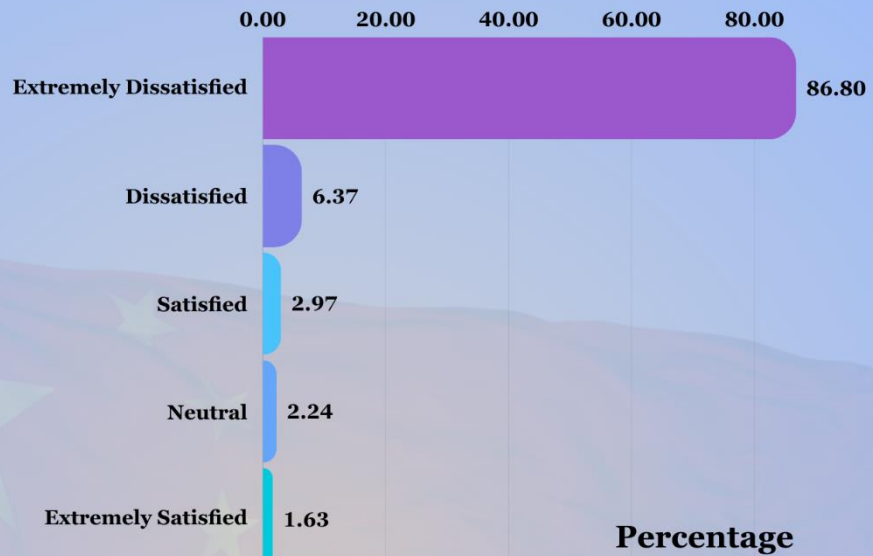
Democracy : China

The Survey Reportika

How satisfied are you with the state of democracy in your country?



Do you believe that your government is transparent and accountable to its citizens?



Investigative Journalism Reportika

Q3. How satisfied are you with the overall performance of your government in addressing economic challenges?

- Extremely Satisfied: 16,006 (4.00%)
- Satisfied: 235,965 (58.99%)
- Neutral: 31,483 (7.87%)
- Dissatisfied: 99,241 (24.81%)
- Extremely Dissatisfied: 20,776 (5.19%)

Despite economic performance in 2023 falling below expectations in certain areas and proving dismal in others, it's noteworthy that a considerable **62.99% of respondents in China expressed satisfaction** with their government's overall handling of economic challenges. This **outcome is surprising**, considering the global economic landscape's complexities.

The Chinese people's satisfaction appears to be rooted in the nation's remarkable **ascent to the position of the world's second-largest economy** and notable improvements in the **standard of living**. This sentiment suggests that, despite economic setbacks, the public acknowledges and appreciates the strides made, reflecting a nuanced perspective on the multifaceted nature of economic challenges and successes.

Q4. How satisfied are you with the overall performance of your government in addressing social challenges?

- Extremely Satisfied: 9,375 (2.34%)
- Satisfied: 36,180 (9.04%)
- Neutral: 11,426 (2.86%)
- Dissatisfied: 319,269 (79.82%)
- Extremely Dissatisfied: 23,750 (5.94%)

The survey reveals widespread discontent among Chinese citizens, with **85.76% expressing dissatisfaction with the government's handling of social challenges**. Key grievances include concerns about **crime, corruption, and organized crime's resurgence**. Social unrest and protests against unfair treatment, particularly regarding **land disputes**, have fuelled public disillusionment.

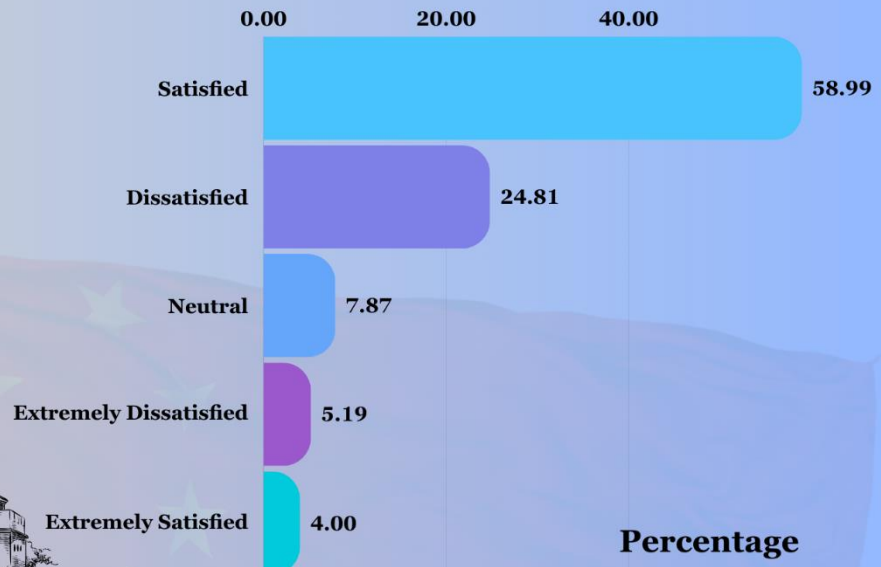
Discrimination based on **class, regional elitism, and gender inequality persist**, despite legal efforts. The survey reveals widespread dissatisfaction in China, with distinct **regional discontent**. **Uyghur Muslims in Xinjiang** express concern over **mass detentions and cultural persecution**, while residents of **Hong Kong lament the erosion of freedoms**.

In rural areas, particularly in **South China and Tibet**, dissatisfaction arises from **discriminatory policies, limited freedoms, and struggles against land grabs**. This regional discontent highlights diverse challenges faced by communities across China, emphasizing the need for comprehensive and inclusive solutions.

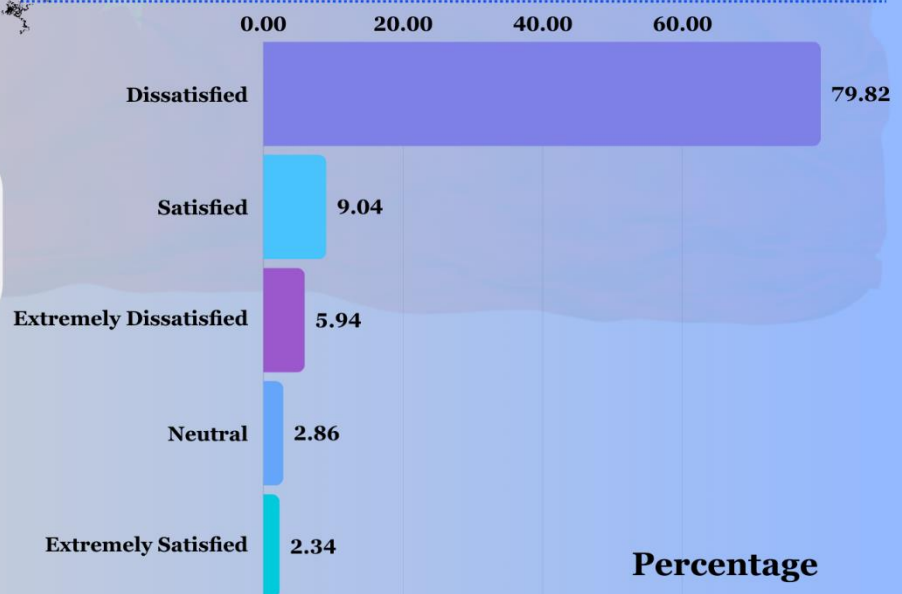
Governance: China

The Survey Reportika

How satisfied are you with overall performance of your government in addressing economic challenges



How satisfied are you with overall performance of your government in addressing social challenges



Q5. How satisfied are you with your country's foreign policy decisions?

- Extremely Satisfied: 17,321 (4.33%)
- Satisfied: 120,631 (30.16%)
- Neutral: 39,827 (9.96%)
- Dissatisfied: 198,765 (49.69%)
- Extremely Dissatisfied: 23,456 (5.86%)

Q6. Do you believe that your government effectively represents your country's interests on the global stage?

- Strongly Agree: 18,943 (4.74%)
- Agree: 118,293 (29.57%)
- Neither Agree nor Disagree: 38,654 (9.66%)
- Disagree: 201,321 (50.33%)
- Strongly Disagree: 22,789 (5.70%)

The survey results indicate a nuanced perspective on **China's foreign policy decisions** and global representation. While **34.49% of respondents express satisfaction** with the country's foreign policy, a significant **55.55% express dissatisfaction**. Similarly, **34.31% agree** that their government effectively represents the **country's interests globally**, with **56.03% in disagreement**. The satisfaction and agreement stem from the perceived rise of **China as a global power**, often competing favorably with the **United States** and even surpassing it in certain aspects.

Conversely, the **dissatisfaction with China's foreign policy and global representation** is rooted in various concerns. **Respondents expressed discontent** with perceived actions such as **land grabbing and the imposition of debt traps** in other nations.

Negative perceptions from countries like the USA, where individuals have **experienced animosity**, contribute significantly to dissatisfaction. The relocation of **major companies like Apple** and **suspicious surrounding the origins of COVID-19 being linked to China** have further fueled discontent among respondents. These factors highlight the multifaceted nature of public sentiment, encompassing geopolitical actions, international relations, and global perceptions.

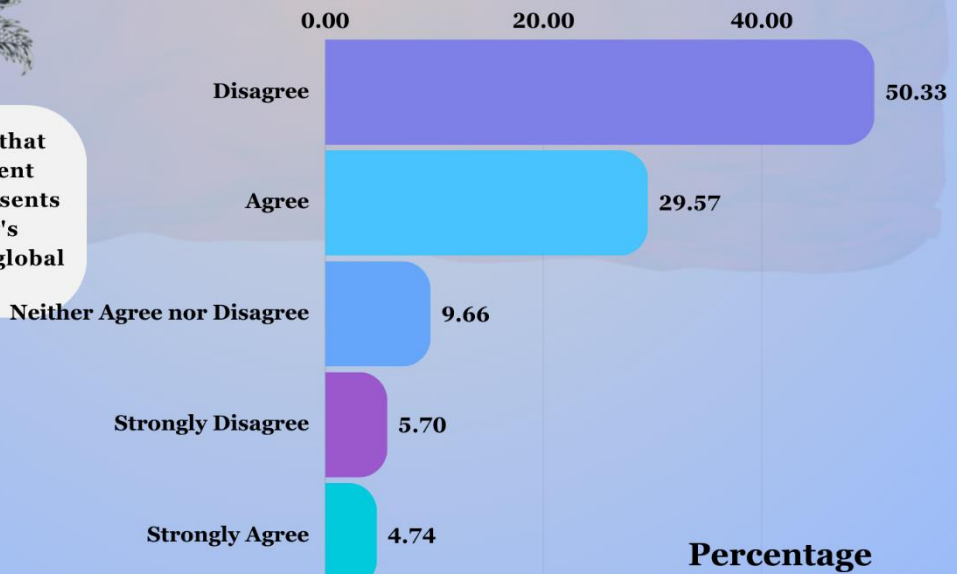
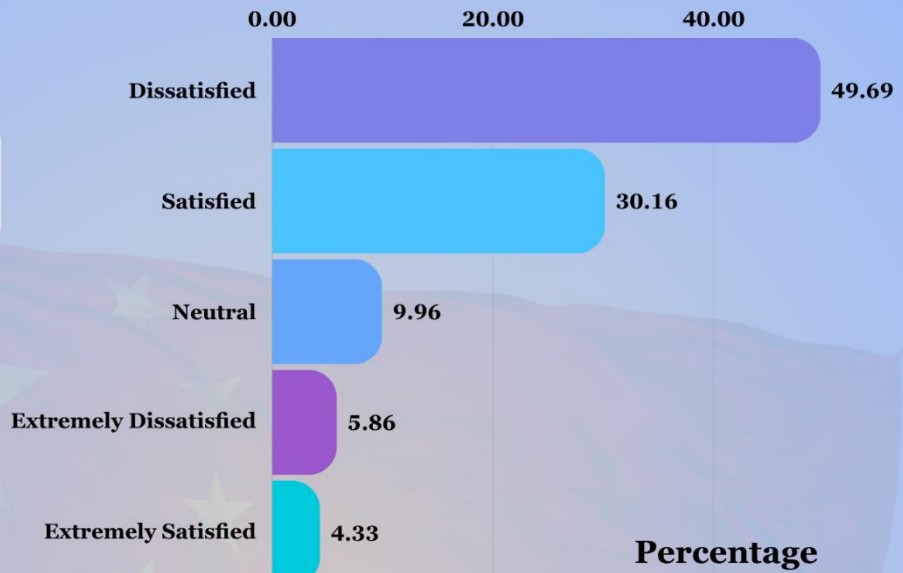
Foreign Policy : China

The Survey Reportika

How satisfied are you in your country's foreign policy decisions?



Do you believe that your government effectively represents your country's interests on the global stage?



Investigative Journalism Reportika

Q7. Do you think your government is handling diplomatic issues with smaller (economically) and lowest income states appropriately?

- Strongly Agree: 22,736 (5.68%)
- Agree: 28,420 (7.10%)
- Neither Agree nor Disagree: 22,736 (5.68%)
- Disagree: 34,104 (8.53%)
- Strongly Disagree: 291,924 (72.98%)

The survey reveals a notable divide in opinions on China's handling of diplomatic issues with smaller and economically vulnerable nations. Only **12.78% of respondents are satisfied, while a significant 81.51% express dissatisfaction.** Concerns revolve around **reported influence operations in ASEAN nations, bride trafficking from South Asia and ASEAN, Distant Water Fishing and accusations of debt traps in low-income African countries, including Sri Lanka.**

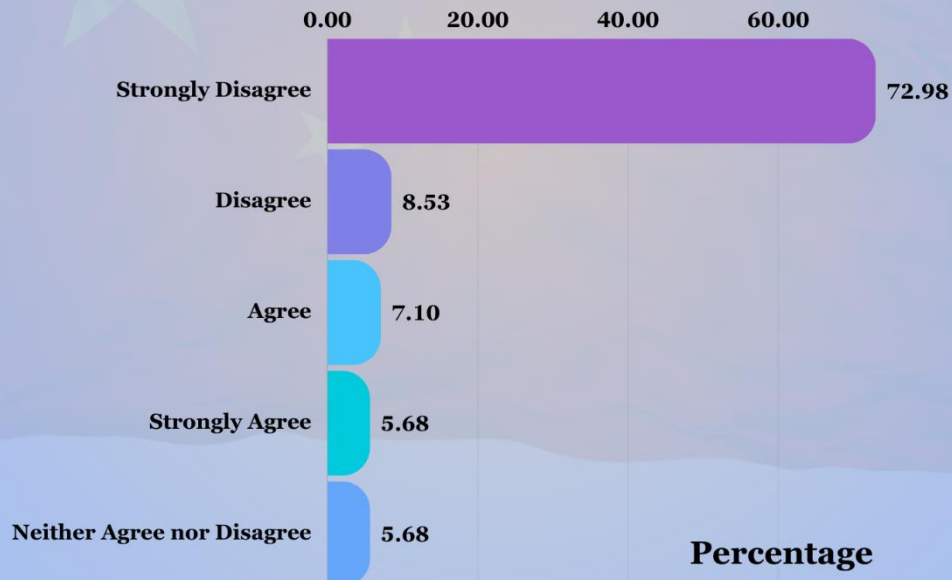
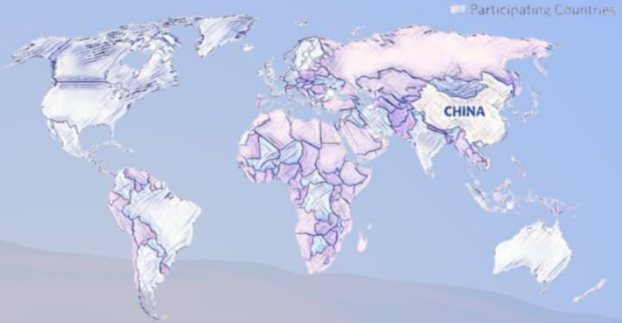
For more detailed insights, refer to our previous reports:

- Chinese Influence Ops in the Philippines : [Link](#)
- The BRI Status: A Grand Report on Its Present and Future : [Link](#)
- The Chinese Cruel Cobalt Conundrum : [Link](#)
- An Investigation into the Dubious Chinese Distant-Water Fishing Fleet (DWF) : [Link](#)
- A Comprehensive Report on Asian Women Trafficking to China : [Link](#)

Foreign Policy : China

The Survey Reportika

Do you think your government is handling diplomatic issues with smaller (economically) and lowest income states, appropriately



Country 3: Japan

Q1. How satisfied are you with the state of democracy in your country?

- Extremely Satisfied: 99,631 (19.93%)
- Satisfied: 124,456 (24.89%)
- Neutral: 24,321 (4.86%)
- Dissatisfied: 149,827 (29.96%)
- Extremely Dissatisfied: 101,765 (20.35%)

In Japan, the sentiments regarding the state of democracy reflect multifaceted concerns, with **50.31% of respondents expressing dissatisfaction**. One notable aspect contributing to this dissatisfaction is the perceived dominance of older politicians who prioritize welfare spending on the elderly, creating a phenomenon often referred to as "**silver democracy**." The prevalence of older political figures compared to their younger counterparts raises questions about the representation of diverse age groups in policymaking and the extent to which the democratic system addresses the needs of the entire population.

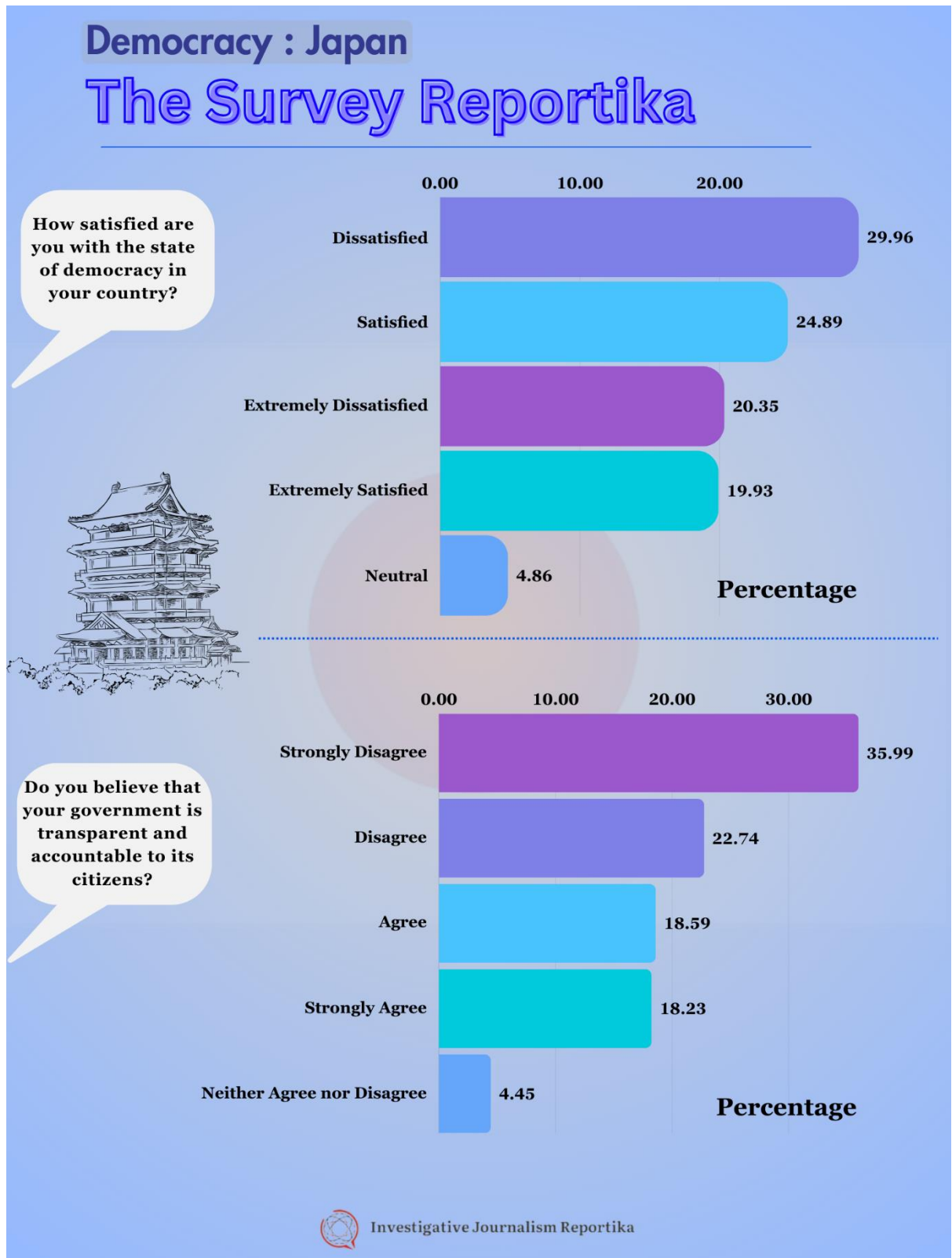
Q2. Do you believe that your government is transparent and accountable to its citizens?

- Strongly Agree: 91,146 (18.23%)
- Agree: 92,973 (18.59%)
- Neither Agree nor Disagree: 22,225 (4.45%)
- Disagree: 113,713 (22.74%)
- Strongly Disagree: 179,943 (35.99%)

With **58.73% of respondents expressing disagreement on government transparency**, Japan faces a significant challenge exacerbated by its **worst corruption scandal in three decades**.

Prime Minister **Fumio Kishida** grapples with allegations involving ruling party politicians violating campaign finance laws, raising concerns about internal governance and international repercussions. This situation underscores the critical link between **transparency, political trust, and the overall health of Japan's democracy**. Rebuilding

public trust through transparent and effective measures is imperative for restoring confidence in the government's integrity and maintaining political stability.



Q3. How satisfied are you with overall performance of your government in addressing economic challenges?

- Extremely Satisfied: 90,029 (18%)
- Satisfied: 134,736 (26.9%)
- Neutral: 14,981 (3%)
- Dissatisfied: 160,479 (32.1%)
- Extremely Dissatisfied: 99,775 (19.9%)

With **52% of respondents expressing dissatisfaction**, Japan grapples with **significant economic challenges**. The nation faces issues such as a **rapidly aging population, declining workforce**, and a "**lost decade**" of economic stagnation. These factors contribute to concerns about **long-term economic sustainability** and the ability to maintain robust growth.

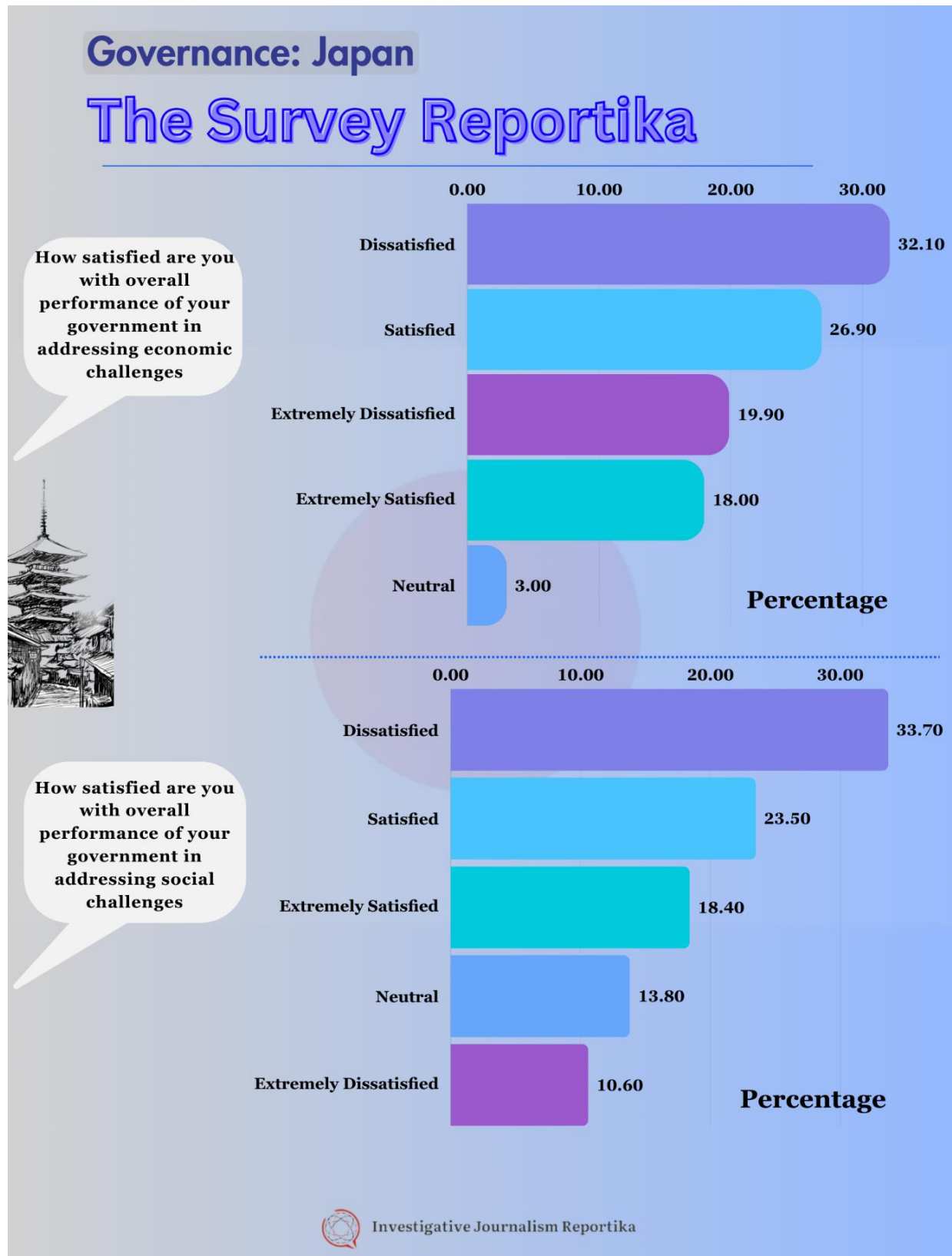
Additionally, Japan contends with the aftermath of the **COVID-19 pandemic**, impacting sectors like **tourism, manufacturing, and global supply chains**. Balancing **economic recovery, fiscal responsibility, and addressing structural issues poses a complex challenge** for the Japanese government. Navigating these obstacles effectively is crucial for fostering economic resilience and ensuring a prosperous future for the nation.

Q4. How satisfied are you with overall performance of your government in addressing social challenges?

- Extremely Satisfied: 92000(18.4%)
- Satisfied: 117499 (23.5%)
- Neutral: 69003(13.8%)
- Dissatisfied: 168501 (33.7%)
- Extremely Dissatisfied: 52997(10.6%)

Japan grapples with **social challenges as 44.3% of respondents express dissatisfaction** with the government's overall performance. A notable concern is the **demographic shift**, marked by a **rapidly aging population** and a **declining birthrate**, posing challenges for **social welfare systems and healthcare**. Another significant issue is the **increasing Islam and non-Japanese population, triggering debates** around

cultural assimilation, diversity, and social cohesion. Balancing traditional values with the evolving **multicultural landscape** is a delicate task and the respondents thus had mixed reactions in the domain of **social challenges**.



Q5. How satisfied are you in your country's foreign policy decisions?

- Extremely Satisfied: 193,600 (38.72%)
- Satisfied: 195,650 (39.13%)
- Neutral: 18,100 (3.62%)
- Dissatisfied: 59,100 (11.82%)
- Extremely Dissatisfied: 33,550 (6.71%)

Q6. Do you believe that your government effectively represents your country's interests on the global stage?

- Strongly Agree: 120,341 (24.07%)
- Agree: 171,779 (34.36%)
- Neither Agree nor Disagree: 19,250 (3.85%)
- Disagree: 154,080 (30.81%)
- Strongly Disagree: 34,550 (6.91%)

The high satisfaction levels with **Japan's foreign policy decisions, standing at 77.85%, and agreement of 58.43% reflect the sentiments of the respondents in the survey.** The survey gauged public opinion on various aspects of the government's foreign policy, capturing the diverse perspectives of the Japanese population. Respondents seem to appreciate Prime Minister Fumio Kishida's proactive and realistic approach to diplomacy, especially in addressing critical global challenges.

It's noteworthy that the survey reflects a nuanced understanding among the respondents regarding **Japan's diplomatic endeavors**, ranging from its **engagement in Africa** to navigating complex relations with **neighboring countries like South Korea**. The cautious yet determined approach to the **Taiwan issue**, and Japan's proactive stance on including **Taiwan in G-7 statements** highlights its commitment to the region's peace and stability.

Despite the challenges and criticisms, both domestic and international, the majority of **respondents express confidence in Japan's foreign policy under Kishida's leadership**. This positive feedback suggests a level of trust in the government's ability to navigate intricate geopolitical landscapes while upholding the values of freedom, democracy, human rights, and the rule of law.

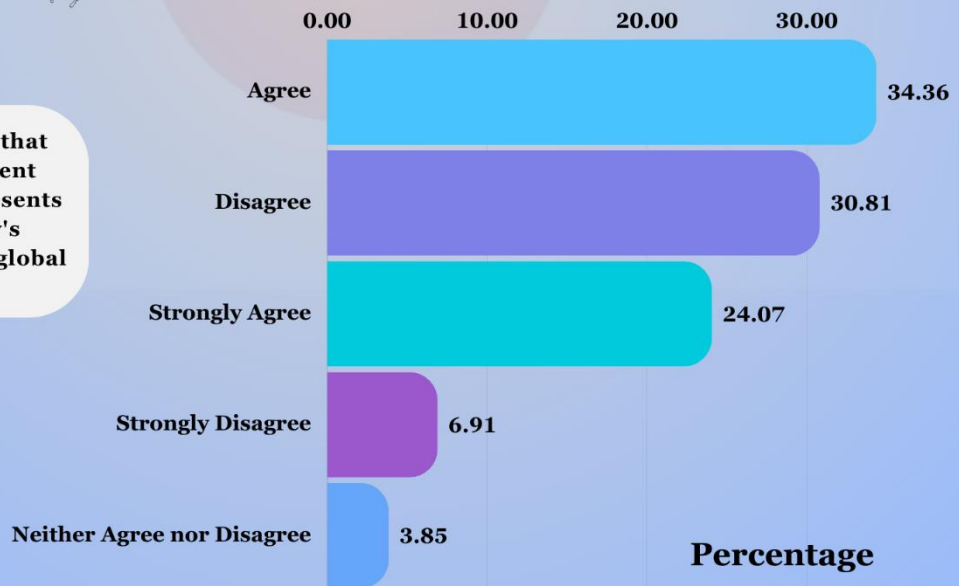
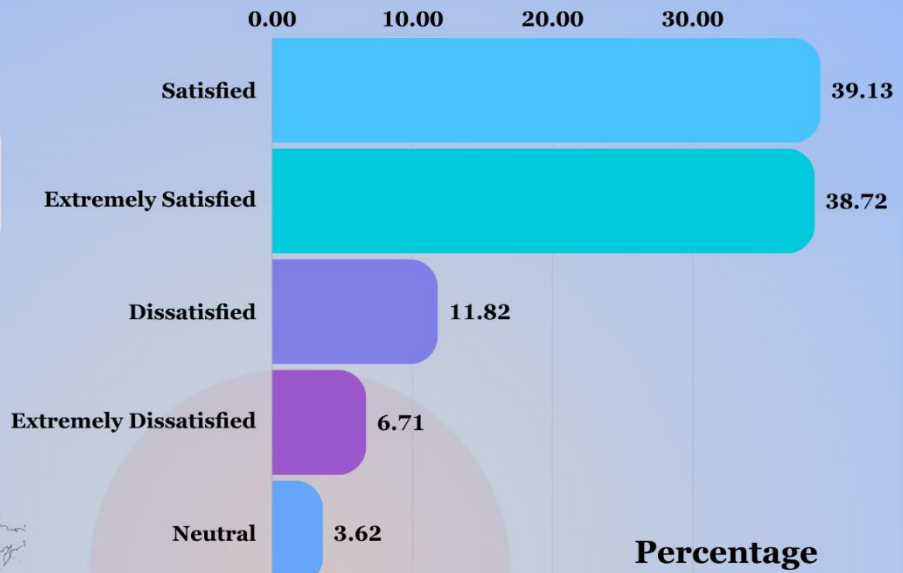
Foreign Policy : Japan

The Survey Reportika

How satisfied are you in your country's foreign policy decisions?



Do you believe that your government effectively represents your country's interests on the global stage?



Investigative Journalism Reportika

Q7. Do you think your government is handling diplomatic issues with smaller (economically) and lowest income states, appropriately?

- Strongly Agree: 150,500 (30.10%)
- Agree: 264,200 (52.84%)
- Neither Agree nor Disagree: 19,750 (3.95%)
- Disagree: 31,000 (6.20%)
- Strongly Disagree: 34,550 (6.91%)

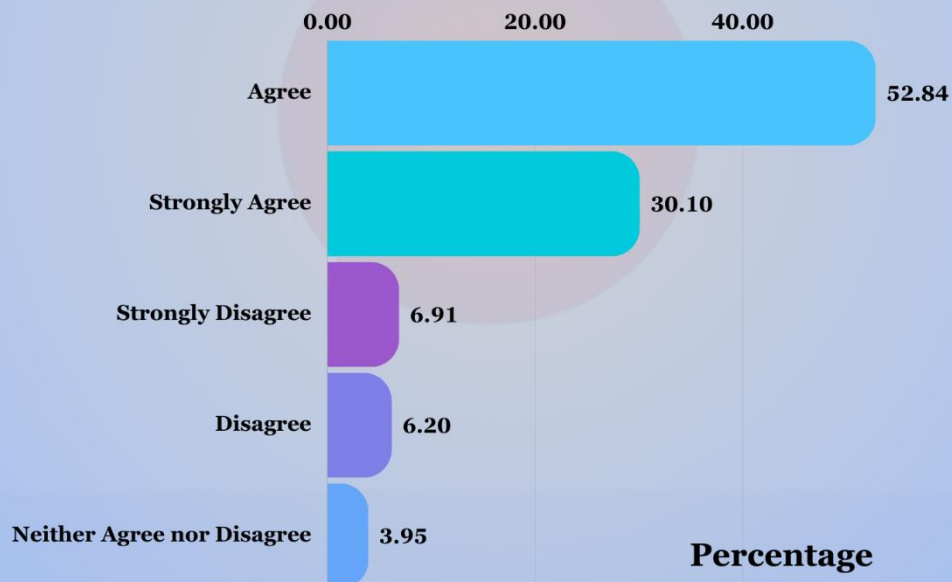

The **overwhelming agreement rate of 82.94%** regarding the government's adept handling of diplomatic issues with smaller and lower income states is rooted in concrete initiatives that respondents acknowledge. For example, the government's active involvement in constructing crucial infrastructure, **such as bridges, roads, and highways in India and Bangladesh**, has not only strengthened economic ties but has also facilitated smoother diplomatic relations. Additionally, the government's focus on establishing growth corridors with **Africa and Asia** reflects a commitment to fostering **sustainable development and collaborative progress on a global scale**.

Furthermore, the strategic push for **Taiwan's inclusion in the G7** discussions showcases a proactive stance in upholding democratic values and ensuring the representation of diverse perspectives

Foreign Policy : Japan

The Survey Reportika

Do you think your government is handling diplomatic issues with smaller (economically) and lowest income states, appropriately



Country 4: Germany

Q1. How satisfied are you with the state of democracy in your country?

- Extremely Satisfied: 61111 (12.22%)
- Satisfied: 219753 (43.95%)
- Neutral: 15939 (3.19%)
- Dissatisfied: 115753 (23.15%)
- Extremely Dissatisfied: 89444 (17.89%)

The notable **satisfaction rate of 56.17% among German respondents** regarding the state of democracy in their country reflects a general contentment with the democratic institutions and processes. Concrete examples contributing to this satisfaction include **Germany's robust electoral system**, characterized by fair and transparent elections that allow citizens to express their political will freely. The country's commitment to **protecting individual rights, fostering a strong rule of law, and maintaining a vibrant civil society** also contributes to the positive sentiment.

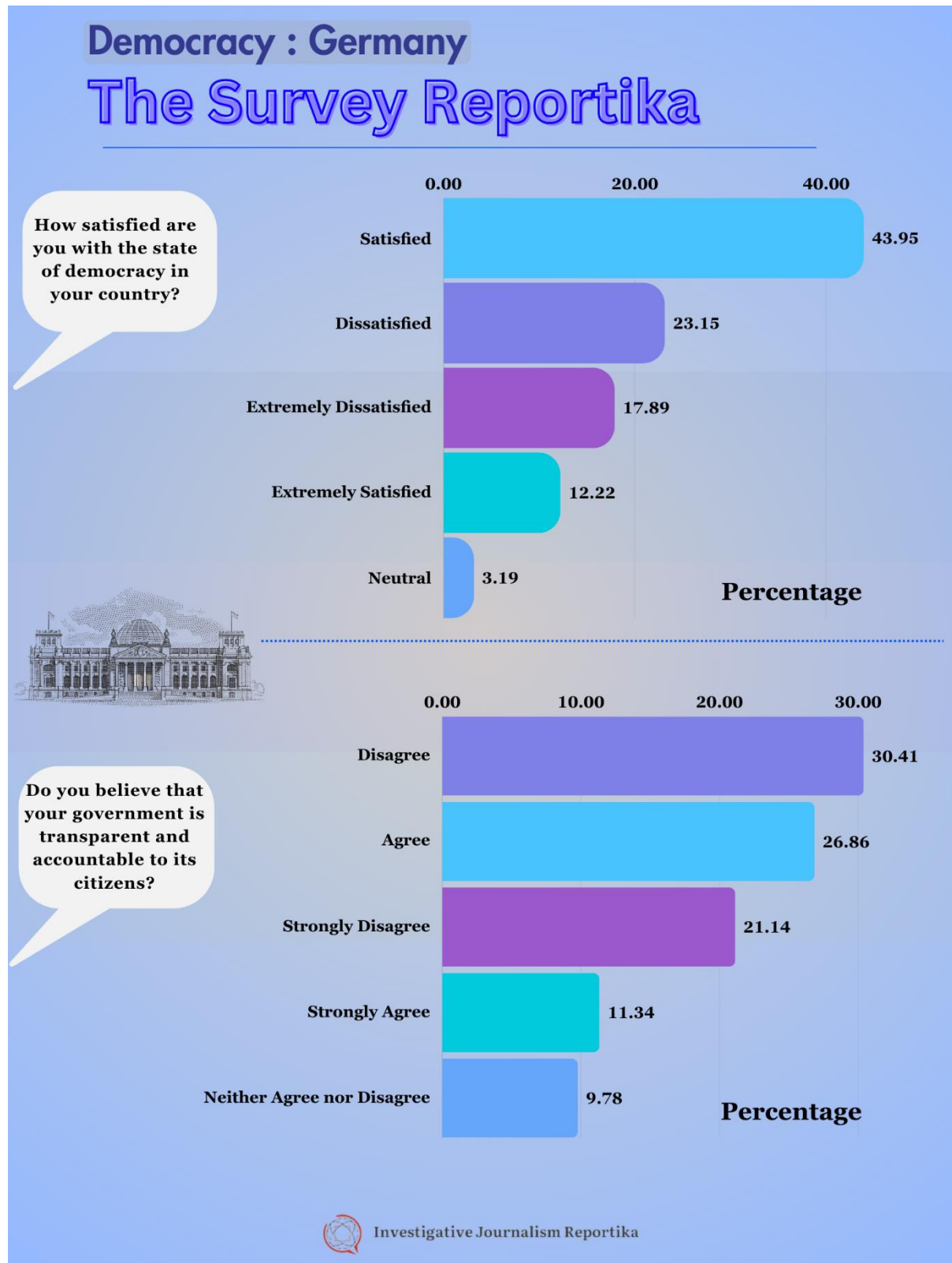
Q2. Do you believe that your government is transparent and accountable to its citizens?

- Strongly Agree: 56682 (11.34%)
- Agree: 134318 (26.86%)
- Neither Agree nor Disagree: 48909 (9.78%)
- Disagree: 152045 (30.41%)
- Strongly Disagree: 105682 (21.14%)

Corruption allegations related to **COVID-19 mask** sales involving politicians have eroded public trust. **The lack of robust regulations to prevent such wrongdoing has become evident, with individuals holding dual roles as parliament members and lobbyists.**

The absence of a comprehensive **lobbying register and legislative footprint** has further obscured the **transparency of political decision-making**. According to the survey, **38.2% of respondents agreed that their government is transparent and accountable to its citizens, while 51.55% disagreed.** The impression that **powerful companies face minimal consequences for misconduct highlights regulatory gaps,**

reinforcing the importance of addressing these issues in the pursuit of a **more transparent and accountable system**.



Q3. How satisfied are you with the overall performance of your government in addressing economic challenges?

- Extremely Satisfied: 90545 (18.11%)
- Satisfied: 101636 (20.33%)
- Neutral: 4308 (0.86%)
- Dissatisfied: 201818 (40.36%)
- Extremely Dissatisfied: 105918 (21.18%)

In 2024, Germany faces a myriad of **economic challenges** that have contributed to a decline in public satisfaction, with only **38.44% expressing contentment** and a whopping 61.54% dissatisfaction. Ongoing protests and strikes, particularly against government plans to **cut diesel subsidies**, highlight the **nation's economic turmoil**. The recent budget turmoil, triggered by the rejection of the **2024 budget plans by Germany's top court**, further exacerbates the situation, forcing the government into divisive political wrangling to fill a significant funding gap of **17 billion euros**.

The challenges extend beyond immediate economic issues, as Germany grapples with long-term structural problems. The **labor market, facing deep shortages, especially in high-growth sectors**, requires significant reforms to address a projected shortfall of 7 million skilled workers by 2035. Additionally, the **transition to low-carbon energy** sources poses a complex challenge, demanding substantial investments in power generation and transmission infrastructure. The bureaucracy's red tape and delays in renewable energy projects underscore the urgency of streamlining processes to meet the ambitious climate goals of reducing carbon emissions by 65% by 2030.

Q4. How satisfied are you with the overall performance of your government in addressing social challenges?

- Extremely Satisfied: 13091 (2.62%)
- Satisfied: 205545 (41.11%)
- Neutral: 122091 (24.42%)
- Dissatisfied: 151318 (30.26%)
- Extremely Dissatisfied: 8827 (1.77%)

The satisfaction with the German government's performance in **addressing social challenges stands at 43.73%, while 32.03% express dissatisfaction.** Social concerns persist as over **17 million people in Germany are at risk of poverty or social exclusion,** with more than **5 million facing financial constraints for basic necessities like rent, heating, and food.**

The widening wealth gap is evident, with the **rich getting richer,** exacerbating the **socio-economic divide.** Persistent conflicts between the **rich and poor highlight ongoing societal issues.** Individuals in poverty report feeling undervalued and alienated, **diminishing trust in political institutions.**

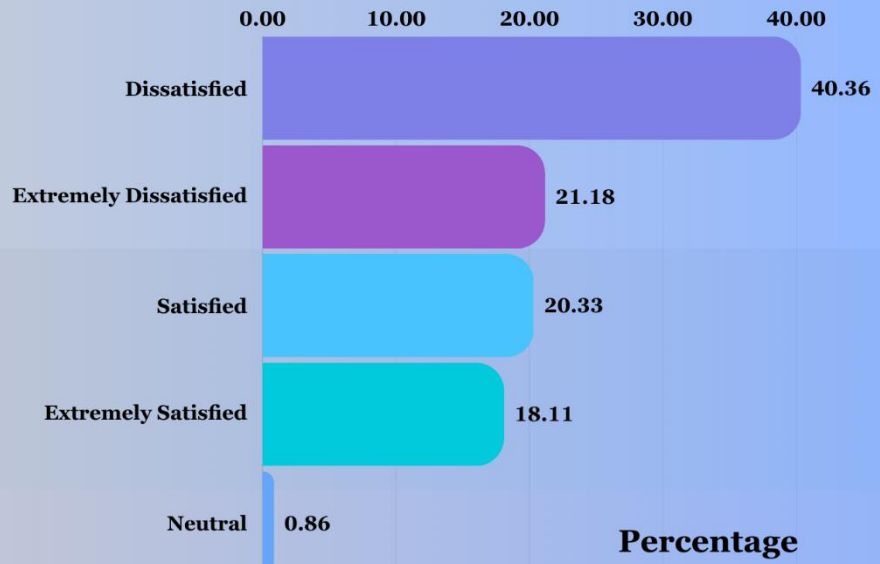
In addition to domestic challenges, the rise in **illegal migration from countries like Afghanistan, Pakistan, and Syria raises concerns.** The accompanying **increase in crime rates** contributes to the anxieties of the native population, underscoring the complex issues that require comprehensive solutions to bridge social gaps, rebuild trust, and promote inclusive policies.

With **43.73% expressing satisfaction,** there's notable contentment with the German government's handling of social challenges. This is significant amid concerns about income inequality and financial struggles faced by over **5 million individuals.** The satisfaction rate suggests a positive perception of the government's efforts in addressing these social issues.

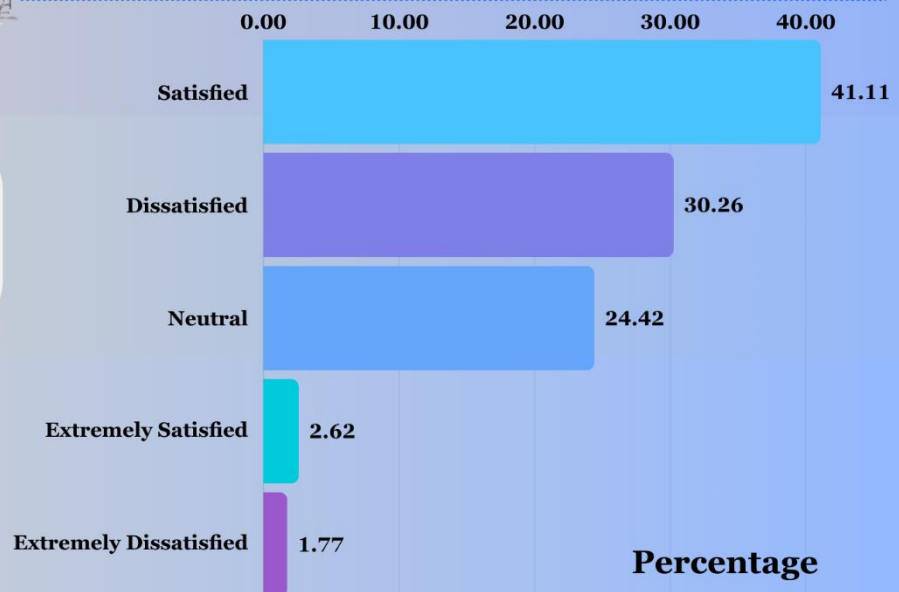
Governance: Germany

The Survey Reportika

How satisfied are you with overall performance of your government in addressing economic challenges



How satisfied are you with overall performance of your government in addressing social challenges



Q5. How satisfied are you with your country's foreign policy decisions?

- Extremely Satisfied: 31880 (6.376%)
- Satisfied: 123650 (24.73%)
- Neutral: 28380 (5.676%)
- Dissatisfied: 167950 (33.59%)
- Extremely Dissatisfied: 60345 (12.069%)

Q6. Do you believe that your government effectively represents your country's interests on the global stage?

- Strongly Agree: 53409 (10.682%)
- Agree: 183318 (36.664%)
- Neither Agree nor Disagree: 23455 (4.691%)
- Disagree: 176318 (35.264%)
- Strongly Disagree: 64227 (12.845%)

The survey's revelation of a mere **31.106% satisfaction rate** and a **staggering 45.659% dissatisfaction rate** regarding **Germany's foreign policy** decisions reflects a concerning sentiment among the populace. Coupled with the finding that only **47.346% agree** that the government effectively represents the country's interests on the global stage, while **48.109% express disagreement**, it paints a bleak picture of public confidence in the nation's international approach.

Against the backdrop of impending **recession forecasts**, this dissatisfaction underscores a perceived inadequacy in navigating global challenges. The survey outcomes also draw attention to the escalating concerns of the native population, notably the surge in **illegal migration from Afghanistan, Pakistan, Syria, and other parts of the conflict-ridden Middle East**. Concurrently, the rise in crime rates compounds the worries of the citizens, emphasizing the imperative for a robust and responsive foreign policy that addresses these issues and restores faith in a period of economic uncertainty.

Additionally, growing Chinese influence in Germany, coupled with indecisiveness in addressing issues like the **Israel-Hamas war and the Russia-Ukraine conflict**, further contributes to the overall apprehension among the public.

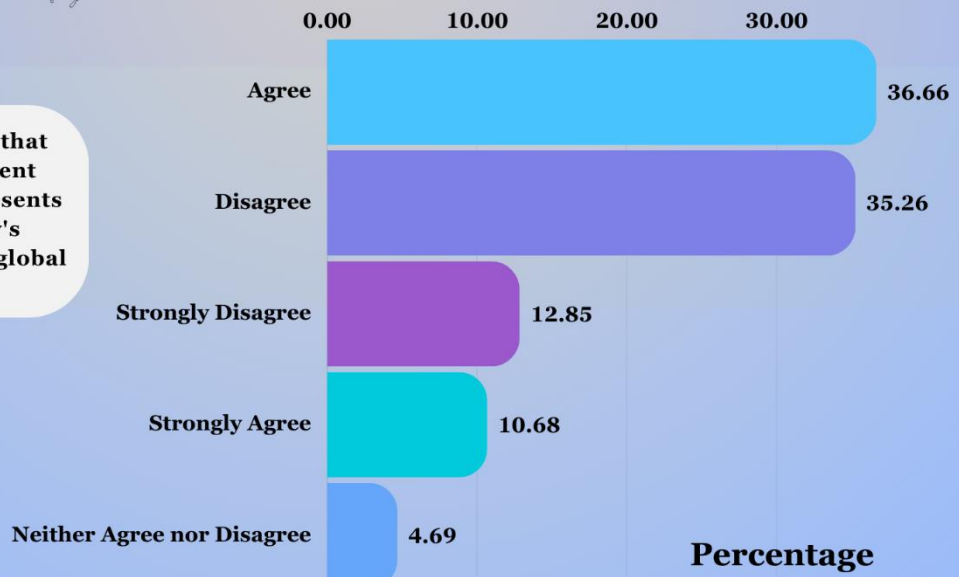
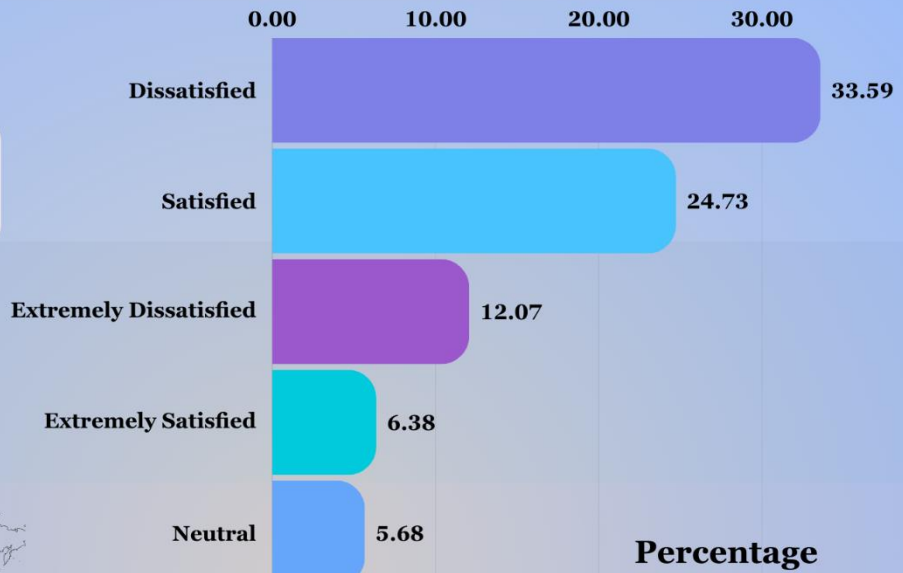
Foreign Policy : Germany

The Survey Reportika

How satisfied are you in your country's foreign policy decisions?



Do you believe that your government effectively represents your country's interests on the global stage?



Q7. Do you think your government is handling diplomatic issues with smaller (economically) and lowest income states appropriately?

- Strongly Agree: 108818 (21.76%)
- Agree: 130545 (26.11%)
- Neither Agree nor Disagree: 48727 (9.75%)
- Disagree: 125318 (25.06%)
- Strongly Disagree: 86818 (17.36%)

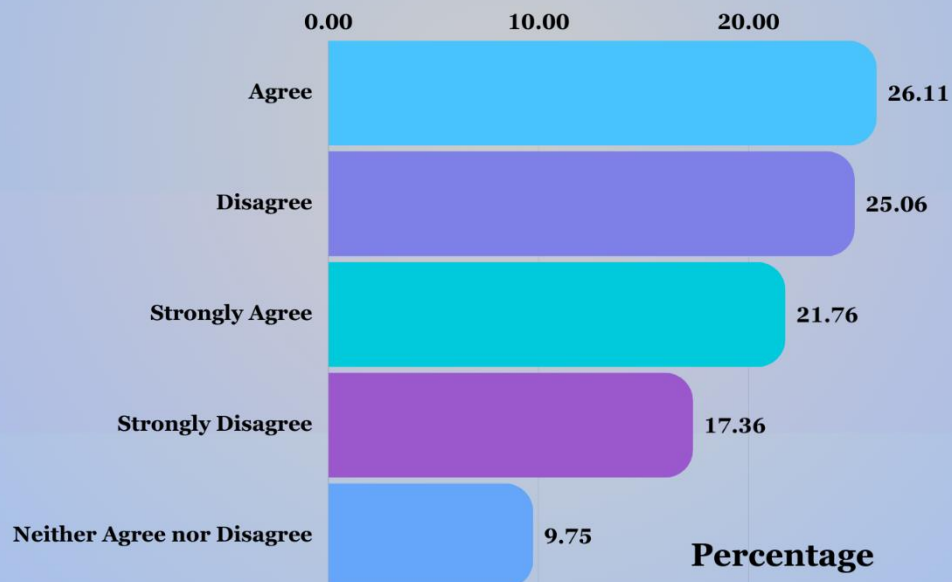
The survey results indicate a nuanced perspective among respondents regarding the German government's handling of diplomatic issues with smaller and lowest income states. While a **considerable 47.87% agree that the government** is handling these matters appropriately, **a notable 42.42% express disagreement.**

The mixed responses reveal a divergence in opinions, with some individuals acknowledging Germany's positive efforts in forging strong ties within Europe with smaller and lower income states. However, there is a prevailing sentiment that the government may not be capitalizing enough on diplomatic opportunities in **Africa and Asia.**

Foreign Policy : Germany

The Survey Reportika

Do you think your government is handling diplomatic issues with smaller (economically) and lowest income states, appropriately



Investigative Journalism Reportika

Country 5: India

Q1. How satisfied are you with the state of democracy in your country?

- Extremely Satisfied: 65013 (13%)
- Satisfied: 274997 (55%)
- Neutral: 15010 (3%)
- Dissatisfied: 94990 (19%)
- Extremely Dissatisfied: 50000 (10%)

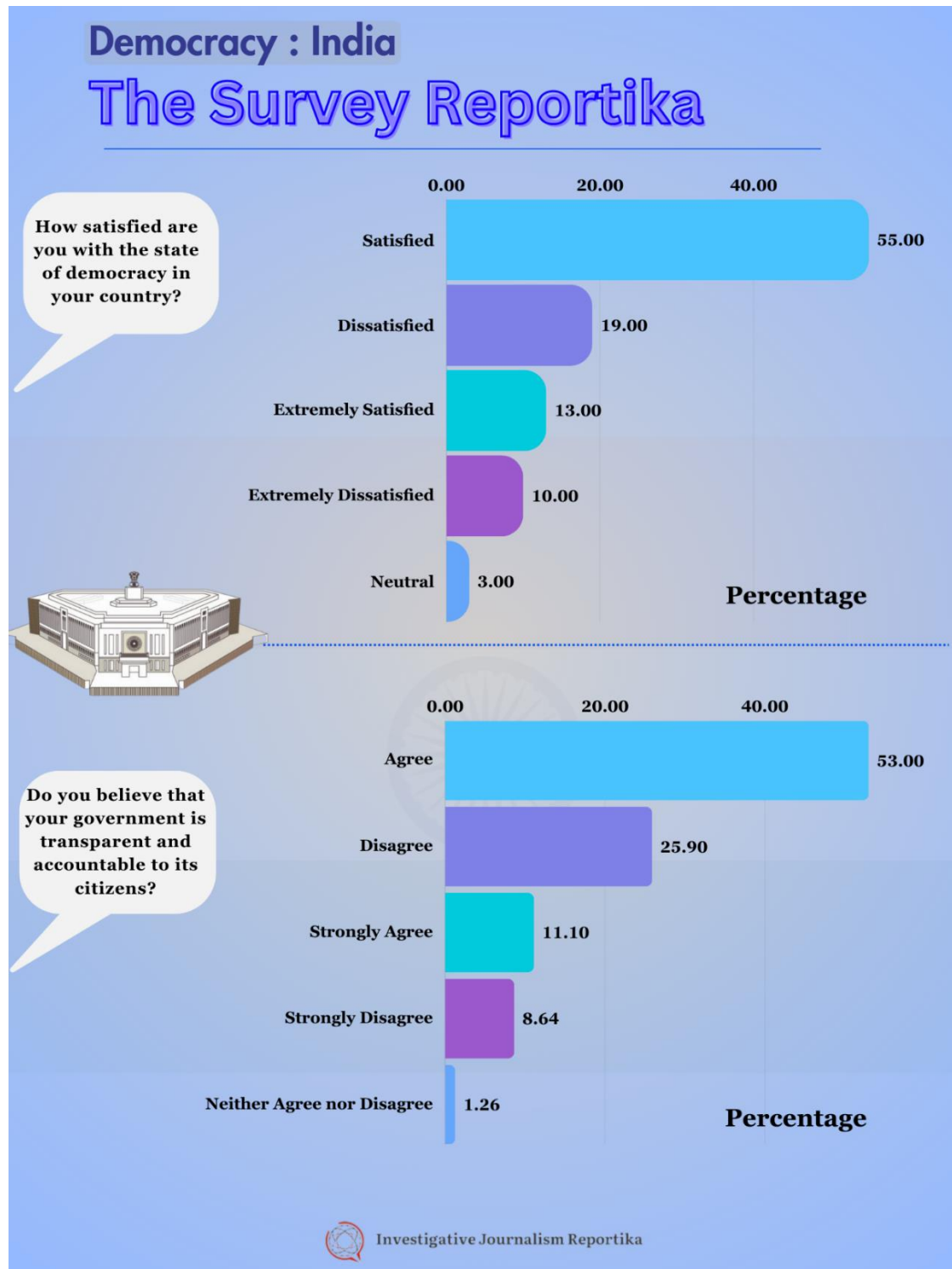
The survey findings reveal a **robust satisfaction level of 68%** regarding the state of democracy in the country. This sentiment is underpinned by key democratic features, including a **three-tier system** and the **effective counting of votes** even at the grassroots level of government. The presence of a multi-tiered system ensures representation and governance at various administrative levels, fostering inclusivity. Moreover, the fact that **votes are counted at the lowest levels of government highlights the commitment to decentralized decision-making and participatory democracy**. However, it's essential to acknowledge that some respondents expressed concerns about the **influence of money power in the democratic process**.

Q2. Do you believe that your government is transparent and accountable to its citizens?

- Strongly Agree: 55500 (11.1%)
- Agree: 265000 (53%)
- Neither Agree nor Disagree: 6300 (1.26%)
- Disagree: 129500 (25.9%)
- Strongly Disagree: 43200 (8.64%)

The survey indicates a substantial approval rate, with **64.1% of respondents expressing satisfaction** with the transparency and accountability of their government. This sentiment is largely attributed to the implementation of the **Right to Information Act**, providing citizens with timely access to information about government activities. The existence of a functional media landscape, where individuals can **openly criticize or praise the government on social and legacy media platforms**, contributes to this positive perception. Furthermore, respondents who supported the **government's transparency** highlighted the strengthening of institutions like the **Enforcement**

Directorate as a factor influencing their agreement. On the contrary, those who disagreed raised concerns about the prolonged pendency of cases and political influence within the judicial system.



Q3. How satisfied are you with the overall performance of your government in addressing economic challenges?

- Extremely Satisfied: 86700 (17.34%)
- Satisfied: 177950 (35.58%)
- Neutral: 59000 (11.8%)
- Dissatisfied: 93650 (18.71%)
- Extremely Dissatisfied: 82700 (16.54%)

The survey indicates a **noteworthy level of satisfaction, with 52.92% of respondents** expressing contentment with their government's overall performance in addressing economic challenges. Positive sentiments are linked to key initiatives such as a **robust infrastructure push**, the **widespread adoption and convenience of digital payments**, particularly through **UPI (Unified Payments Interface)**, and the successful implementation of the **JAM (Jan Dhan-Aadhaar-Mobile) trinity**. The support for the **startup culture** was one of the biggest takeaways from the respondents who were satisfied with the government performance on this scale.

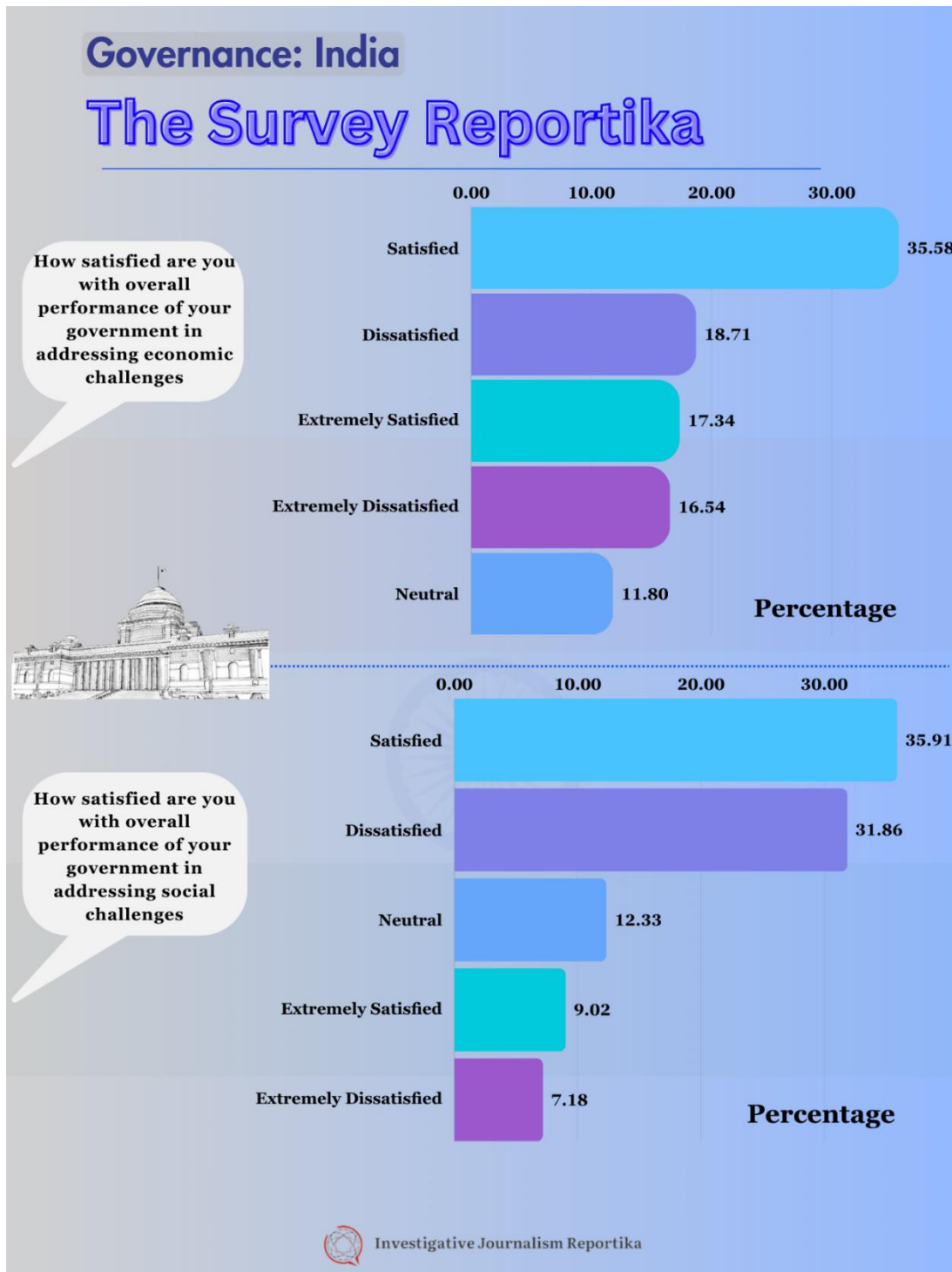
Conversely, those who expressed dissatisfaction highlighted specific challenges. Some respondents reported adverse effects on their businesses due to new **tax regimes**. Additionally, concerns were raised about the **perceived negative impacts of excessive digitization** and the **growing influence of large corporations** in the economic domain. These divergent viewpoints underscore the multifaceted nature of public opinions on the government's economic performance.

Q4. How satisfied are you with the overall performance of your government in addressing social challenges?

- Extremely Satisfied: 45091 (9.0182%)
- Satisfied: 179545 (35.909%)
- Neutral: 61636 (12.3272%)
- Dissatisfied: 159318 (31.8636%)
- Extremely Dissatisfied: 35909 (7.1818%)

The survey on government performance in addressing **social challenges** reveals a **mixed response**. While **44.93% express satisfaction**, highlighting improved unity across various **social structures such as caste**, aspects like **women's safety, internal security, education, and health infrastructure receive positive feedback**. Conversely, **39.04% express dissatisfaction**, citing concerns about a growing **Hindu-Muslim divide** and

pointing to issues like **pollution, population, crimes, and gender gap**. This divergence underscores the intricate nature of social challenges and the **varied perceptions of the government's effectiveness** in addressing them.



Q5. How satisfied are you with your country's foreign policy decisions?

- Extremely Satisfied: 79136 (15.83%)

- Satisfied: 247659 (49.53%)
- Neutral: 21341 (4.27%)
- Dissatisfied: 95000 (19%)
- Extremely Dissatisfied: 59864 (11.97%)

Q6. Do you believe that your government effectively represents your country's interests on the global stage?

- Strongly Agree: 134891 (26.98%)
- Agree: 215326 (43.07%)
- Neither Agree nor Disagree: 20713 (4.14%)
- Disagree: 75978 (15.2%)
- Strongly Disagree: 57391 (11.48%)

The survey indicates high satisfaction with the **country's foreign policy decisions**, with **65.36% expressing contentment**. Respondents specifically appreciated the successful evacuation of Indians from the **Russia-Ukraine conflict**, **commendable relations with Israel**, **maintaining diplomatic ties with Palestine**, and **fostering good relationships with both the USA and Russia**. The significant role played by India during **evacuations from conflict zones** and the **unprecedented foreign direct investment**, coupled with major multinational corporations like **Apple** establishing a presence in the country, contributed to the overall positive perception of India's foreign policy.

The respondents, **expressing 70.05% agreement**, believe that their government effectively represents the **country's interests on the global stage**. Notably, the decision to purchase **Russian oil during sanctions**, **not joining the Chinese Belt & Road Initiative (BRI)** and **banning multiple Chinese applications due to security and privacy concerns** emerged as **pivotal factors** in shaping this positive perception.

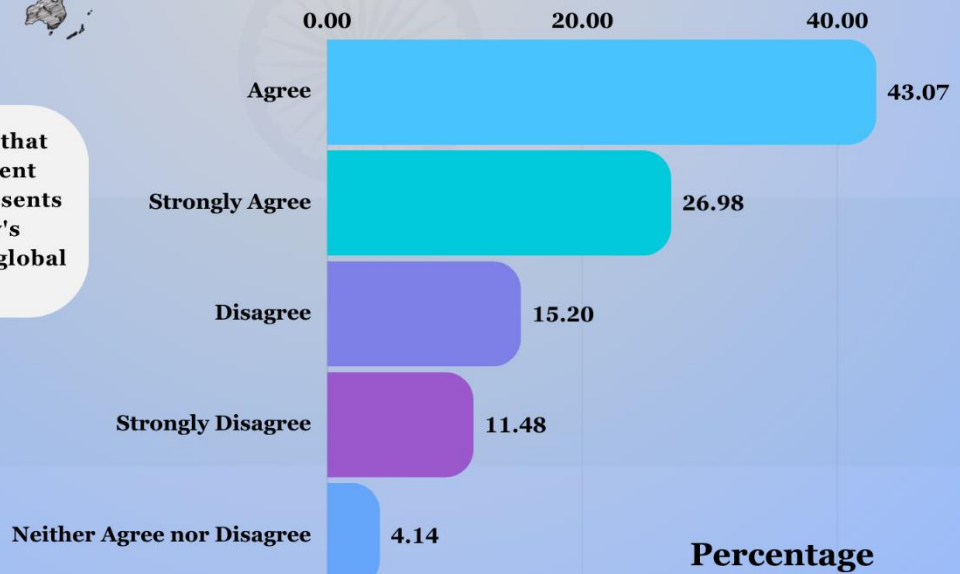
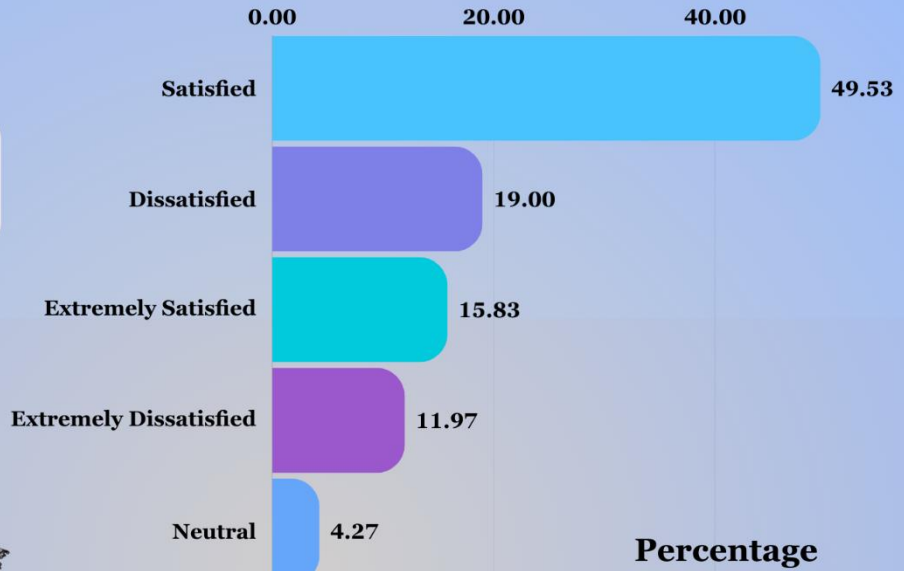
Foreign Policy : India

The Survey Reportika

How satisfied are you in your country's foreign policy decisions?



Do you believe that your government effectively represents your country's interests on the global stage?



Investigative Journalism Reportika

Q7. Do you think your government is handling diplomatic issues with smaller (economically) and lowest income states appropriately?

- Strongly Agree: 95227 (19.05%)
- Agree: 293636 (58.73%)
- Neither Agree nor Disagree: 14773 (2.95%)
- Disagree: 56636 (11.33%)
- Strongly Disagree: 37227 (7.45%)

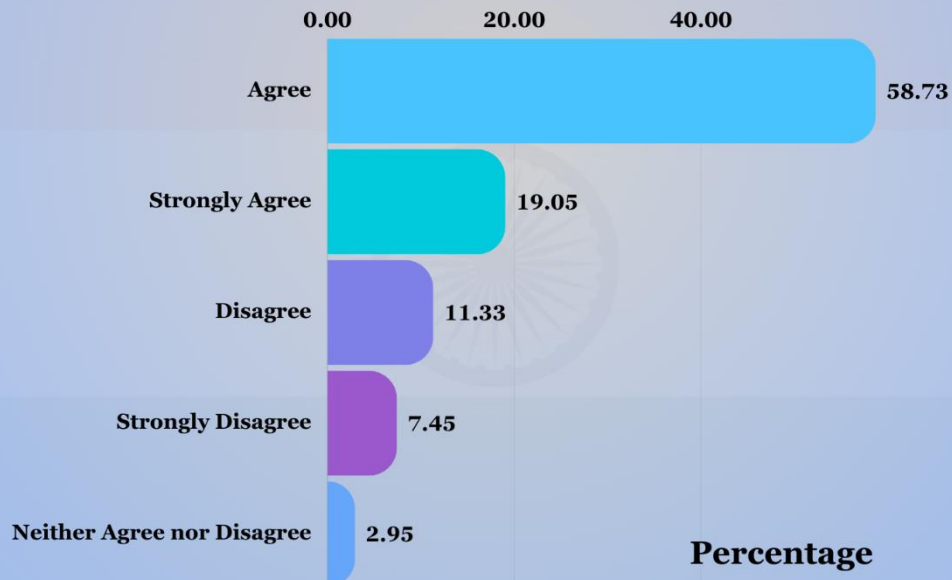
The overwhelming majority of respondents, with **77.78% agreement**, believe that their **government is handling diplomatic issues with smaller (economically) and lowest income states** appropriately. This sentiment is largely influenced by **India's proactive diplomatic efforts during the COVID-19 pandemic**. The government's role in **supplying vaccines to low-income states in Africa, South Asia and Caribbean Islands**, including support to nations like **Sri Lanka, Nepal, and Bangladesh**, has been pivotal.

The respondents perceive these actions as a testament to **India's commitment to global cooperation and assistance, fostering positive diplomatic relations** with economically less affluent countries during times of crisis.

Foreign Policy : India

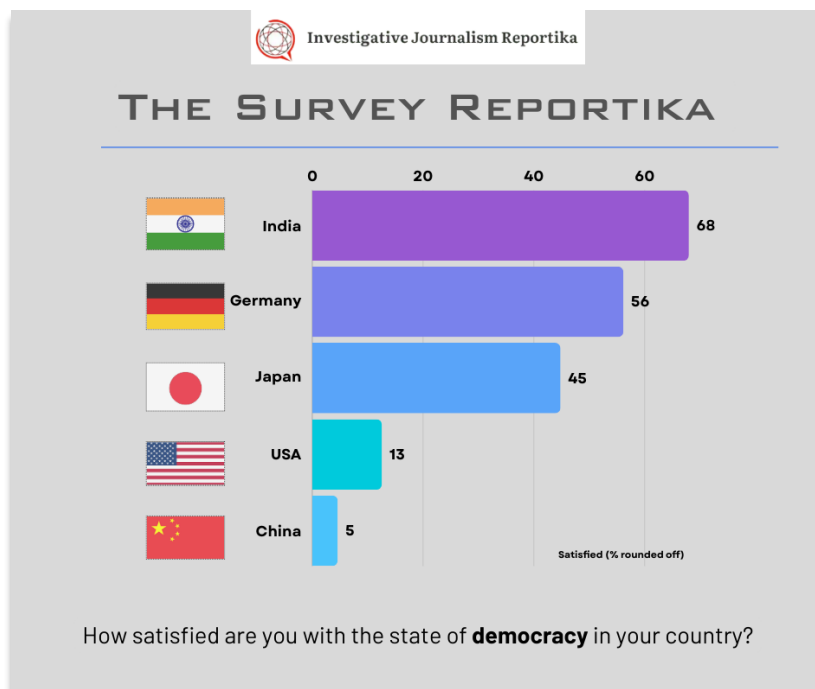
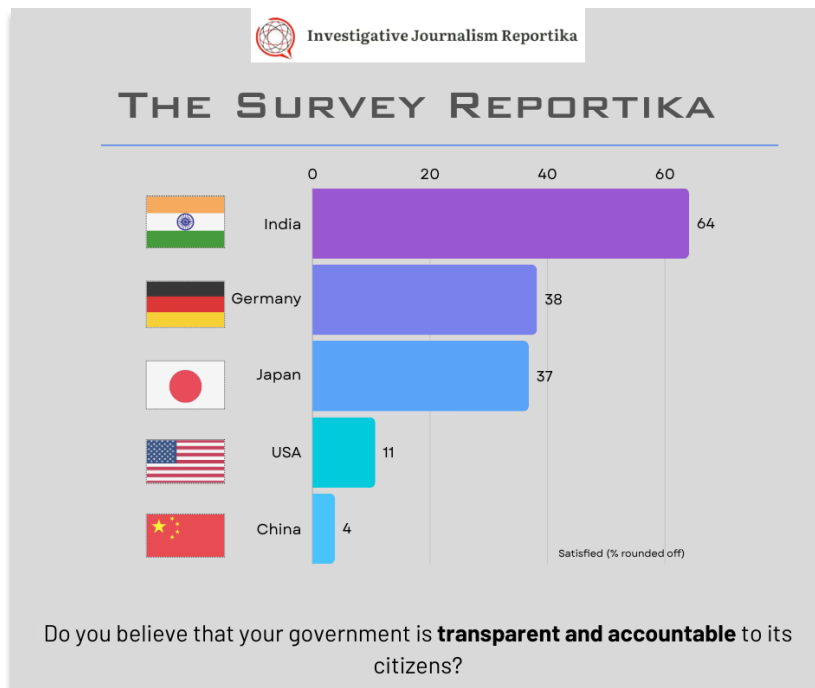
The Survey Reportika

Do you think your government is handling diplomatic issues with smaller (economically) and lowest income states, appropriately

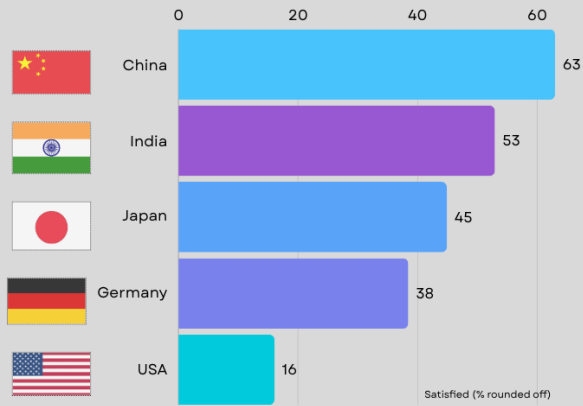


A Comparative Study

In this comprehensive analysis, the charts presented offer a **comparative study of countries**, evaluating their performance across the multifaceted domains of **Democracy, Governance, and Foreign Policy**. These charts serve as visual representations of crucial metrics, allowing for a nuanced understanding of how nations fare in terms of democratic principles, governance structures, and their interactions on the global stage.

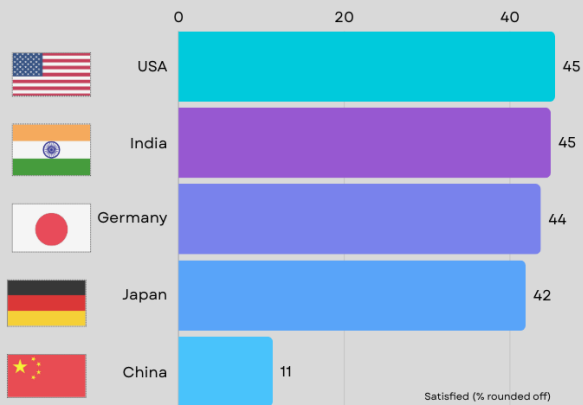


THE SURVEY REPORTIKA



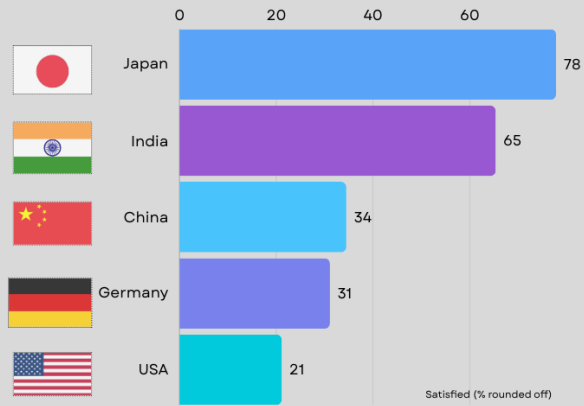
How satisfied are you with overall performance of your government in addressing **economic challenges**?

THE SURVEY REPORTIKA



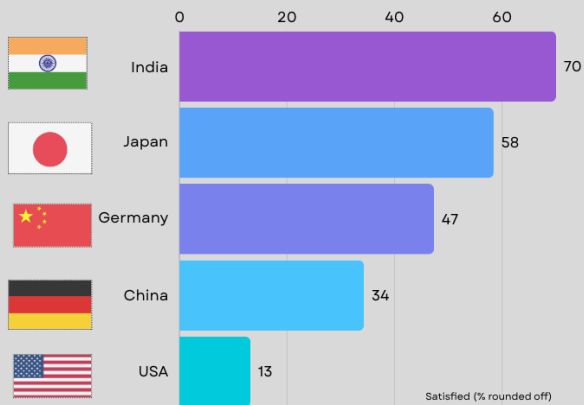
How satisfied are you with overall performance of your government in addressing **social challenges**?

THE SURVEY REPORTIKA



How satisfied are you in your country's **foreign policy decisions**?

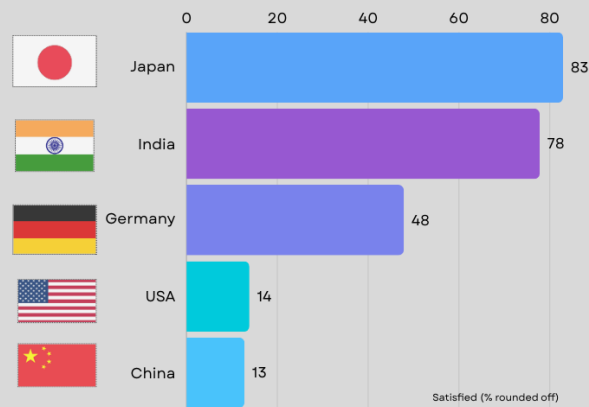
THE SURVEY REPORTIKA



Do you believe that your government effectively represents your country's **interests on the global stage**?



THE SURVEY REPORTIKA



Do you think your government is handling **diplomatic issues** with **smaller (economically) and lowest income states, appropriately?**

Conclusion

In conclusion, the survey presents a comprehensive view of public sentiment across five major economies— **USA, China, Japan, Germany and India**—providing valuable insights into the citizens' perceptions of **governance, democracy, and foreign policy**. The diverse responses underscore the nuanced nature of opinions within each nation, reflecting the intricate interplay of **cultural, political, and economic factors**.

In essence, this comparative study sheds light on the collective consciousness of citizens in these top five economies, providing a rich tapestry of perspectives that policymakers must consider for **effective and inclusive governance**. The variations in responses underscore the importance of tailored and culturally sensitive policies to address the diverse needs and concerns of the populations in these influential nations.